

Inside

Meetings	2
Workshops	3
Display & Competition	4
Virtual Tuesday	5
International Quilting Day 2026	6
Support Our Advertisers	7
Community Quilting	8
Guild Calendar	10
Quilt Events	10
This & That	12
Your Executive	12



Like us on
[Facebook](#)



Follow us on
[Instagram](#)



Visit us at
www.yhqq.org

York Heritage Quilters Guild
PO Box 35510
2528 Bayview Avenue
North York, ON M4P 2Y4

Hello Quilters!

As the incoming Guild President, I am so grateful to the presidents before me, most recently Jody Jacobson, and the many others who have laid the groundwork. One of the best testaments to an organization is how the membership leaders continue helping out and pitching in after their official terms are ended. Jody Jacobson will move into the role of Past President and continue to help with this transition year. The current executive team of this guild, many of whom have held their current positions for at least 5 years, (and some much longer) is so dedicated, positive and enthusiastic. You can see the full executive list for 2026 on the [last page](#) of this newsletter. I look forward to working with them and I am lucky to call them my friends.



Each of our members also contributes and sets the tone with productive, generous, and enthusiastic involvement. Our guild has so many resources and activities to share and try. Every week you can join one of our many community quilting groups and sew alongs, both in person and on-line. These are all member led and organized. Thank you to everyone who jumps in and makes things happen! Are you a new member? Please consider volunteering. Getting involved is easy, and everyone is so welcoming.

Take a look at the newsletter index to see all the happenings and the full details. Here are some of the highlights, not to be missed:

***February 17, Zoom Guild Meeting**—[Send your photos](#) for Show and Share so that we can celebrate our finishes. Learn about curves from Daisy Aschehoug.

***February 10, Virtual Tuesday**—Use the “Turtle Quilt” as a jumping off point for the guild challenge: “Sweet Dreams Are Made of These”

***February 26, Workshop**—Improv Curved Piecing: Pebble Pop, Daisy Aschehoug

***March 4, Workshop**—Giant Nested Curves, Daisy Aschehoug

***March 21, International Quilting Day**—Submit your photos before February 15th (Important Note: This does NOT need to be a “never been seen” quilt – use your photographs from our recent quilt show!)

Winter Reminder: While we are in the depths of winter cold and snow, don’t forget to take advantage of our Guild Zoom Sew Along times. They are informal, casual, and for me, it is a chance to have scheduled time to work on those WIP’s. It is amazing how many problems we discuss, and solve, while sitting and sewing together!

Thank you and quilt on!

Brandie W.—President
yhqq.president@gmail.com

MEETINGS



Meetings in September, October and November are hybrid and will be available online by Zoom and in-person at the Toronto Botanical Garden. Our January, February and March meetings will be held virtually through the Zoom platform. April and May meetings are hybrid (both in-person at Toronto Botanical Gardens and on Zoom).

Doors will open at 6:30 pm for in-person meetings, and 6:45 on Zoom. The meeting will begin at 7:00 pm, and run until 9:00 pm.

Invitations to all meetings on Zoom, including the link to the meeting, are sent a few days prior to each meeting.

If you need assistance to join the Zoom meeting, please contact one of the following people:

Apple users (MAC, iPad, or iPhone), please contact Chriss C. at either 289.383.0555 or quilts@chrisscoleman.ca

PC users, please contract Sandra Y. at 416.523.0488 or oudaze@hotmail.com

If you are unfamiliar with Zoom and its controls, you can view the [YHOG Zoom Orientation video](#) prior to the meeting. And if you still have questions, join the meeting early and one of our Tech Team will be happy to help.

Prior to joining the meeting, we ask that you turn off any computer notifications you have (on your email account, for example) so we won't have dinging and donging going on during the meeting.

Once the meeting begins, please mute yourself to eliminate background noises.

February 17 (on Zoom) Daisy Aschehoug— Anatomy of a Curve

Page 2



Love is in the air this month as Daisy Aschehoug shares her love of curves at our meeting on Tuesday February 17th! Whether big or small, improvised or precise, drunkard's path or quarter circle square, Daisy loves analyzing what makes a curve work in a design. And she absolutely adores sewing them.

Her “Anatomy of a Curve” lecture is part inspiration, part demo, and the tiniest part high school geometry. By the end, you'll be ready to sit down at your sewing machine and give curves a try!

Find out more about Daisy at online at Warmfolk.com or in instagram [@warmfolk](https://www.instagram.com/warmfolk).

February lectures are always online so join us from whatever warm or cold part of the world you find yourself in. Virtual doors open at 6:45, meeting starts at 7.

Daisy will also be leading 2 workshops to help share her love and skills in sewing curves. If you haven't signed up yet, please see [page 3](#) for more information.

2025-2026 Meeting Lecture Schedule

- February 17—Daisy Aschehoug—Anatomy of a Curve
- March 17—Terry Rowland—Diverse Quilting Journey
- April 21—Sandy Simmelink—Taking Stock

2025-2026 Workshop Schedule

There are three more online workshops scheduled for the 2025/2026 guild year. Anyone is welcome to sign up for the workshops, however members get a \$10 discounted rate. Each workshop is individually priced below in CAD\$.

How to register: Use this [LINK](#) to sign up and pay your workshop fees. Watch for emailed registration information to follow receipt of your payment.

Some workshops require prep or special supplies – sign up early so you can be ready!

Where permitted by the teacher, some workshops may be recorded and made available on a limited basis to paid participants for a maximum of two weeks from the workshop.

Improv Curved Piecing: Pebble Pop with Daisy Aschehoug

Thursday February 26 9:30am—3:00pm (5 hrs + break)

Learn the basics of improvised curves with Pebble Pop, a flexible, fat quarter friendly pattern. We'll talk about contrast in colors and patterns, and you'll learn tips for sewing improv blocks that finish within a consistent size. We'll troubleshoot puckers, and we'll put your off-cuts to use to minimize waste. Grab that favorite stack of fat quarters you've been waiting to cut into or pick out some yardage and let's build some pebbles!



- Hosted on Zoom
- \$80 for YHQG members, \$90 for non-members
- The pattern is included with the workshop fee
- Max students: 20

This workshop will be recorded and made available ONLY to paid students on a non-downloadable basis for two weeks after the workshop. A link to Daisy's private YouTube listing of the recording will be shared by the Workshops Coordinator after the workshop. [Link to workshop registration.](#)



Giant Nested Curves with Daisy Aschehoug

Wednesday March 4 9:30am—3:00pm (5 hrs + break)

Combine a variety of precise curves with improv piecing in this day long workshop. With the help of two different kinds of template sets, participants will create their own, unique, improv masterpiece. We'll discuss various options for piecing the improv slabs, as well as tips for using large and small acrylic or paper templates to create the curves.

- Hosted on Zoom
- \$80 for YHQG members, \$90 for non-members
- The pattern and paper templates are included with the workshop fee
- Optional: Acrylic ruler set can be purchased from Daisy's website [HERE](#) (approx. CAD \$130 including shipping)
- Max students: 20

This workshop will be recorded and made available ONLY to paid students on a non-downloadable basis for two weeks after the workshop. A link to Daisy's private YouTube listing of the recording will be shared by the Workshops Coordinator after the workshop. [Link to workshop registration.](#)

WORKSHOPS

Page 4

The Skinny on Fine Line Piecing with Chriss Coleman

Option 1: (1 spot left!)


Thursday, April 23 6:30pm – 9:30pm (3 hrs)

Option 2: (NEW)

Saturday, April 25 1 pm – 4 pm (3 hrs)

Join our very own member (and social media maestro) for an evening or afternoon of skill building. Learn how to piece fine lines to add interesting elements to any quilt project.

Chrisscoleman.ca / [@chriss_coleman](https://twitter.com/chriss_coleman)



Workshop Notes:

- Hosted on Zoom
- \$45 for YHQG members, \$55 for non-members
- No pattern required
- Max students: 20

This workshop will be recorded and made available ONLY to paid students on a non-downloadable basis for 2 weeks after the workshop. The Workshop coordinator will send the link to the recording.

[Link to workshop registration.](#)

DISPLAY AND COMPETITION

Our Tuesday, February 17th Meeting Show and Share is on Zoom!

Members who have a quilted item to share at our February meeting should send a photo to yhqq@gmail.com by 12:00 noon on Monday, February 16th.

We will add it to our slideshow and you will have the opportunity to speak about your quilt or quilted item remotely.

2026 Guild Challenge—Sweet Dreams Are Made of These

Our 2026 Guild Challenge - “Sweet Dreams Are Made of These” is underway!

We would like members to create small quilts or quilted items for children that we can donate at the end of May/June. They can be scrappy, from a pattern, or your imagination.

Your quilts and quilted items will be shown at our in-person May 2026 meeting and participating members will receive a memento of their creativity.

VIRTUAL TUESDAY

Is This Your Turtle? Come to Virtual Tuesday to Fess Up or Find Out!

Page 5



The full quilt will be revealed at the February Virtual Tuesday, but if you have any information about the quilt designer or recognize your handiwork, please let us know.

France B. and Irena H. will be sharing the famous “Turtle Quilt” (a mysterious donation to YHQG Community Quilts) and their suggestions for how to make your own baby (or any size) quilt inspired by this colourful and easy quilt. And Susan G. and Leslie B. will be on hand to provide details about the guild challenge, “Sweet Dreams Are Made of These”.

BUT IT’S NOT ALL ABOUT THE TURTLES!

The provenance of the turtle is just one of the mysteries we’ll be exploring.

Other burning issues:

- Are you planning to make a baby quilt for the guild challenge, “Sweet Dreams Are Made of These”?
- If not, why not?
- Is it because you’re stuck for an idea? Maybe turtles are the solution to your dilemma.
- How would you make the turtle quilt idea your own?
- Do you have a go-to baby quilt pattern or tutorial you can share with the group?

Join this Virtual Tuesday to learn more about the design inspiration and how to make it your own, and perhaps also to be inspired to participate in the 2026 guild challenge, “Sweet Dreams Are Made of These”. As usual, Virtual Tuesday is a casual, social time, so even if turtles aren’t your thing, come on out to chat and learn.

February Virtual Tuesday

Tuesday February 10, 2026 from 7:00 pm to 8:30

On Zoom - the link will be sent on Saturday February 7, 2026

INTERNATIONAL QUILTING DAY 2026

Page 6

International Quilting Day Virtual Quilt Show—Enter Your Quilt!

Please consider sharing photos of your quilted creations with others! Your work inspires others and is a joy to view. We encourage members of the sponsoring guilds and paying guests to submit up to two quilts to the Virtual Quilt Show. You can submit quilts even if they have been shown in our recent guild Quilt Show!

Please be prepared to provide the following information about your quilt(s):

- * Quilt name
- * Pattern designer
- * Quilter, if other than yourself
- * An artist's statement or brief history of the quilt (Limit of 50 words)
- * Up to five photos for each quilt. We recommend an overall view of the quilt along with several closeups of interesting details.



Feb 15

You will be asked to upload your photos. To be able to do this, you will need to log in to your Google account. If you do not have an account, you may ask someone with an account to submit the photos on your behalf.

Quilt show submissions are [now open](#) and close on **February 15, 2026**.

[Submit Your Quilt Photos](#)

7th Annual Virtual Celebration of
International Quilting Day



Priscilla Bianchi
Guatemalan Quilt Artist, Designer,
International Teacher & Author

The Exciting Life of a
Guatemalan Quilt Artist



Ben Robinson
Supervisor of Guelph Public
Library's Westminster Branch and
Makerspace

Modern Making for Quilters

Information at royalcityquiltersguild.ca/iqd2026
March 21, 2026

SUPPORT OUR ADVERTISERS

Page 7



Authorized Ontario Dealer of
and Certified Service Techs for



519-241-6051
www.buythebolt.ca

**Ye Olde
Fabric Shoppe**

Exquisite designer fabrics, patterns and tools to
delight and inspire your creative side!

www.yeoldefabricshoppe.com

327 Erie St (corner of West Gore) 519-273-5773
Stratford, ON N5A 2N1 yeoldefabricshoppe@rogers.com

Quilters live here

FABRIC SPARK

Barb's Custom Quilts

Memory Quilts
Longarm Services

www.barbscustomquilts.ca
Barb.morrison@rogers.com

416 ■ 706 ■ 2509



**COUNTRY
CONCESSIONS
Quilt Shop**

Get \$10 off!

Visit us in store or online for your one
time \$10 off with code GUILD10!
(expires August 31, 2026)

35 King St. N, Cookstown
(Just North of Hot Stacks)

We can't wait to see you!

countryconcessions.com | 705 458 4546

COMMUNITY QUILTING

Page 8



Community Quilting Projects

- Prepared tops for quilting
- Block kits for piecing in three pattern choices
- Quilting kits of top, batting, and backing fabric
- Slab block kits/make your own

Community Quilting Groups

Join a virtual CQ sew-along on Tuesday or Saturday mornings. Zoom links are sent out to all members each month. Or join us in person on Mondays at Stan Wadlow Community Centre, Tuesday at the East York Community Centre or Thursday at 200 Madison. Check your email for registration information.

Community Quilting Chair

Anne McLauchlan

If you're thinking of helping our regular Community Quilting program, these are the items that we are pleased to accept for our program:

- Tops or quilts, child sized (36 x 40+ inches) and adult comfort sized (50 x 60 inches). You can, of course, make larger items (60+ x 80+ inches); we tend to save the larger items for refugees or for other shelters that need bed sized quilts, and we never have enough of these.
- You can get a head start in preparing Teddy Quilts for next year's holiday donation (approximately 18" x 24" in size, please).

January Donation:

Abiona Centre, which supports pregnant and parenting adolescents, aged 13-29 and their babies, both in the Centre's residence and in the community, gratefully received twenty adult quilts and forty children's quilts. Thanks to all of our members who made this donation possible!



Thanks to Our Generous Members!

January is traditionally a quiet month for CQ, but we still received lots of finished quilts and tops!

Special thanks go to Leslie B., Jacintha B., Becky F., Lucy G., Judy Me., Ann S., and Sandra Yen.

Finally, thanks to everyone who returns their CQ pins...open, please!

(Continued on page 9)

COMMUNITY QUILTING

About our community quilting program:

We currently have THREE groups that meet in person from September to June at community centres or other locations in Toronto. At least one of these groups continues (at a different location) during the summer months.

The Monday in person group meets every Monday (with a few cancellations for holidays or other events) at Stan Wadlow Community Clubhouse, located at 373 Cedarvale Ave., Toronto, from 9:00 to 3:30. Members bring their own sewing machines, projects and supplies, but there are usually a few kits available for someone who wants a new project. There's a kettle for tea, and people usually bring a lunch.

The Tuesday in person group meets every Tuesday with a few cancellations for holidays or other events) at East York Community Centre, located at 1081-1/2 Pape Ave., Toronto, from 9:30 to 1:45. There are a few Guild owned sewing machines there, and members typically work on guild projects, like sandwiching tops, making backs, or other projects. Again, there's a kettle for tea, a microwave for warming things up, and people usually bring a lunch.

Our newest in person group is located at 200 Madison Ave. (enter through glass doors off MacPherson Ave.), Toronto, and runs on Thursdays from 12:00 to 4:00. In addition to being open to members, this meeting is open to residents of 200 Madison and neighbouring buildings, the hope being that people will come to learn different sewing techniques. There are three Guild owned sewing machines there, and members typically work on projects under the guidance of Janet Patterson and Mical Pearlman. Again, there's a kettle for tea and a microwave for warming things up.

There's an expectation that people who attend one of the in person sessions will spend at least half of their time working on CQ projects, but **anyone is welcome to drop in to have the group help to sandwich a quilt of any kind (we have raised tables to work on, so it's much easier!)**, to drop off finished items, or even just to have a chat. For people who are new to quilting, coming to some of these sessions is a great way to learn new skills from experienced quilters and designers.

We also have two on line Zoom Sew-Alongs each week, on Tuesdays and Saturdays; these run throughout the year, with few cancellations. People work on personal or CQ projects at home while talking to other members...it's amazing what one can learn at these sessions! These sessions were started during the pandemic, and were intended to be more of a social opportunity for our members; they're a great way for out of town members to stay in touch and for new members to connect with other members!

Since we don't have any in person guild meetings until April, if you want to drop off finished quilts or pick up a quilt sandwich to work on, please contact Anne M. to make arrangements.

*Anne M.
Community Quilting Chair*

GUILD CALENDAR

January 2026 Calendar

Page 10

Day	Date	Time	Activity
Monday	Weekly	9:00 am—3:00 pm	In-person CQ Sew-Along at Stan Wadlow (no meeting Feb 16)
Tuesday	Weekly	9:30 am—1:45 pm	In-person CQ Group at East York Community Centre
Tuesday	Weekly	10:00 am—12:00 pm	Zoom CQ Sew-Along
Thursday	Weekly	12:00 pm—4:00 pm	In-person CQ Group at 200 Madison
Saturday	Weekly	10:00 am—12:00 pm	Zoom Sew-Along
Tuesday	Feb 10	7:00 pm—9:00 pm	Virtual Tuesday (on Zoom)
Tuesday	Feb 17	7:00 pm—9:00 pm	Monthly Guild Meeting (on Zoom) Speaker: Daisy Aschehoug: Anatomy of a Curve
Tuesday	Feb 24	7:00 pm—9:00 pm	Guild Executive meeting
Thursday	Feb 26	9:30 am—4:30 pm	Zoom Workshop—Improv Curved Piecing: Pebble Pop

QUILT EVENTS



June 17-20, 2026

Welcome & Award Ceremony:
June 17 (evening)

Exhibit Hall Open June 18-20

RBC Convention Centre
Winnipeg, Manitoba

CQA Challenges



TrendTex
Fabric for every story.

Canadian Quilters
Courtepoints
CANADIENNES

QUILT EVENTS

Page 11

Sunshine Quilt Show

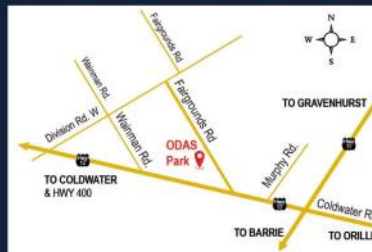
May 8 & 9, 2026 10 am - 4 pm

ODAS Park 4500 Fairgrounds Road, Severn

New Location - Lots of Parking

Admission: \$10 CASH OR DEBIT
per person / per day

Feature Quilter
Quilt Exhibit
Vendors Mall
Guild Boutique
Refreshments
Bed Turning
Demos
Scissor Sharpening



Hosted by
**Orillia
Quilters'
Guild**

orilliaquiltersguild.com



Making Memories Quilt Show

presented by: New Millennium Quilters' Guild

MAY 29 & 30, 2026

FRIDAY 10:00 AM - 5:00 PM

SATURDAY 10:00 AM - 4:00 PM

Admission \$10.00 (Cash Only)


Mildmay-Carrick Recreation Complex
24 Vincent St. Mildmay, ON

INCLUDES:

- Viewers Choice
- Vendors Market
- Toonie Table
- Bed Turning (11:00 am & 2:00 pm)
- Boutique (cash only)
- Lunch Cafe (cash only)
- Christmas corner
- Quilt Raffle

MORE INFORMATION

newmillenniumquiltersguild@gmail.com



The Junior Quilters

Around 2015, a group of young students who were all recent immigrants, along with some of their parents and a retired teacher visited the outdoor quilt show, "Quilts at the Creek". The teacher, Barbara Lichman, had taught many of these eager and enthusiastic children to read and do math but she also invited them into her home to teach them to quilt. Thus was born "The Junior Quilters". Many years later, they still meet regularly on a Saturday or Sunday morning to practice their hand-sewing skills. In past years, they have sold their quilted creations at a summer market in their Flemingdon neighbourhood to raise money for children's charities.

Like the rest of us, they enjoy attending quilt shows and used to take an active role at Quilts at the Creek. More recently, members of the group have attended the last three YHQG quilt shows with their teacher Barbara.



The Junior Quilters at our recent Quilt Show in November.

NEXT ISSUE

Submissions for the March issue should be sent to [yhgnewslettereditor@gmail.com](mailto:yhqgnewslettereditor@gmail.com) no later than **Friday, February 27**.



YOUR EXECUTIVE

President

Brandie W.

Past President

Jody J.

Vice President

vacant

Programming

Heather Q.

Barb K.

Workshops

Leslie B.

Membership

Joanne L.

Library

Sharon C.

Community Outreach

Anne M.

Website

Jacintha B.

Social Media

Chriss C.

Display & Competition

Susan G.

Leslie B.

Newsletter

Jan R.