



Executive Update

I love talking to quilters. I still consider myself a novice quilter, so of course I always learn a new approach, technique or trick in my conversations with them. What I have discovered, though, is that not everyone loves every part of making a quilt. Some like picking the pattern, and will pore over quilt books and Etsy sites to pick the perfect one. Some love selecting colours, and are in their happy place in a quilt shop, touching all of the beautiful fabric and selecting the perfect colour combination for their quilt. The construction phase is what others enjoy. Cutting and sewing, cutting and sewing...and sometimes ripping, bring a smile to their face. As we learned last month, picking the quilting pattern can also be exciting. And finally, still others love the mindfulness that can happen when you are sewing on the binding. For me, it is picking out fabric and determining what colour combinations I want to explore. I don't always get it right, but I'm learning! What do you love about quilting?



In this newsletter, we highlight the many aspects of quilting that you enjoy. There is information about how to share your quilting skills and talents by putting them on display at the Weftfest quilt show, the Cherrywood Challenge, or CQA Quilt Canada. Don't forget to send photos for our own monthly show and share, as we always like to see what our members are making. We have also included our progress in the Home for Good outreach project, with information on how you can get involved. There is a picture of the quilt we have donated to the Legion as our thanks for letting us use their space for our Quilts of Valour sew days and our mingles. They plan to use it in a quilt raffle.

As you can see, there is always lots happening in our guild. Our success is because of our dedicated volunteers. I encourage you to consider how you can get involved to support our many initiatives and projects. The old saying 'many hands make light work' is true. It's also fun to work alongside like-minded quilters!

Happy sewing!!!
Cindy

Program Guest Speaker:

We now have two November speakers!

Audrey Esarey on November 5 at 7 pm ET (rescheduled).

This talk focuses on Audrey's path to becoming a modern quilter and how she has applied many traditional techniques in her modern quilts. She'll discuss the progression of her work and show her Radial Quilts, Watercolor Quilts, and a few others too! She'll share information on design inspiration, favourite artists, and discuss some quilting highs and lows along her journey. Audrey has graciously agreed to allow us record her session and share it with members for a full month!

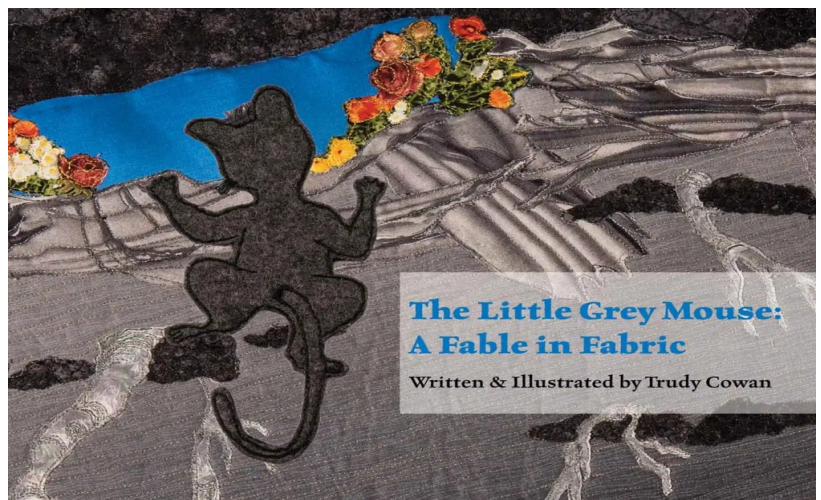
Website: www.CottonandBourbon.com

Instagram: @CottonandBourbon



Trudy Cowan on November 12 at 7 pm ET
USING QUILTS TO ILLUSTRATE YOUR STORIES

Every quilt has a story – when, why, for whom, colour and design choices, techniques selected and more. Some of that might be on a label on the back. Trudy Cowan, art quilter and teacher, takes her quilts further into the realm of storytelling and illustration. How do the image, fabrics, embellishments and techniques convey and support the tale you wish to tell? Her trunk show will feature the quilt and beadwork illustrations she created for her children's book, *The Little Grey Mouse: A Fable in Fabric*, published by Frontenac House Press, November, 2018.



Workshops

Our first workshop will be held on November 16 with the class already full. Students who have registered for this class will get an email in the first week of November. So check your inbox and watch for a reminder of preparations recommended for the class. We hope it will be a very informative class.

Sometimes life intervenes, and a person cannot attend a workshop, so I do keep a wait list for classes if you see that a desired class is full.

Our workshop in February with Audrey Esarey is also full, but you could put your name on the wait list.

The workshop with Karen Miller in April still has a few spots remaining.

Please contact Ann Jeffrey at annjeffrey44@gmail.com if you would like to work with the workshop committee and help seek new workshop instructors, or even just give a suggestion to the committee.

Ann Jeffrey

Membership

Can you believe it is November already?? Mother Nature has been very kind to us here in Sudbury this Autumn. Cooler temps are on their way though, and that is our cue to head south for the winter. By the time you read the December Newsletter, I will be living the “snowbird” life. However, I am still available as your Membership Registrar and will be participating via the wonders of technology.

Since our last Newsletter I have had the pleasure of welcoming four new members – Cathy Carr; Jennifer Haack; Shelley Sanderson; and Blossom Zink. I hope you will take the time to welcome them to our Guild if you meet them in any of our various forums online or in person. By the time you read this Newsletter we will have had our Fall Fireside Chat via Zoom. I am happy to say that 10 of our new members and 9 executive members were slated to attend an evening of sharing inspiration and information.

On October 22, 2024, I sent out the RCQG Handbook and Membership Directory via Groups.io. If for some reason you did not receive it, please let me know. I am asking members to take the time to review their personal information and let me know of any errors or omissions. I can be reached at [membership\[at\]royalcityquiltersguild.ca](mailto:membership[at]royalcityquiltersguild.ca). This document will also be available in Groups.io should you misplace it in your personal digital files: <https://rcqg.groups.io/g/members/files>

Till the next time we “chat”,
Sharon Bourque
Membership Registrar 2024/25



Engaging with the Guild

One of the best ways to get to know others in the Guild is to get involved. Please consider lending your time and talents for one of the following positions:

1. **Show and Share Coordinator:** This coordinator receives member emails and uses the information in their messages to create a slide deck for the monthly Show and Share meeting segment. This volunteer position requires 1 to 2 hours a month.
2. **Facebook Administrator:** Are you already an avid Facebook user? You may be exactly what RCQG needs to help keep our Facebook page filled with interesting and relevant content. This volunteer position requires 1 to 2 hours per week.
3. **Workshop Committee Chair:** Join the Executive and work with our Program Chair to select and schedule workshop presenters; oversee online registration; and provide vital information from the presenters to the attendees about upcoming classes. Program and Workshop committee chairs plan 1 to 2 years in advance.



If you would like to fill one of these positions – or if you can recommend someone for one of these positions – please send an email to [president\[at\]royalcityquiltersguild.ca](mailto:president[at]royalcityquiltersguild.ca). Kim or Becky will get in touch with you to answer questions you may have.

Community Outreach

The committee has 11 quilt tops that are kitted with backing and batting, ready to be quilted. There are several kits ready to be made into flimsies for our donation efforts. Most of these will finish at about 50" by 60". If you are looking for something to work on, please contact Monica Ferguson for Quilts of Valour, or Ann Jeffrey or Becky Fiedler for items pertaining to the Home for Good program or the hospital quilts.

New York Beauty Quiltalong

Join Becky F, and your friends from the guild, for a New York Beauty Quiltalong (see photo below for an example). We will meet, via Zoom, at 10 am during our virtual sew days on the second Saturday of the month, beginning October 12.

This project is flexible! You can work with 10 free New York Beauty blocks available online, design your own blocks, or choose blocks from another source. You can make any project you'd like: a set of placemats, a table runner, a throw, or a king size quilt. The New York Beauty quilt is traditionally made using foundation paper-piecing, but Becky will share resources for paperless (or freezer-paper) paper piecing, hand piecing, and machine embroidery.

If you would like to work from an NYB pattern or NYB-similar pattern, you can do so. There are many available. EQ8 users can choose from the extensive collection of New York Beauty blocks in the Block Library to design their own project, and Becky will host a special EQ8 tutorial session for EQ8 owners (or the EQ-curious) to learn more about how this software can help you plan and make your quilt.

To sign up for the project, please send an email to [NYBqal+subscribe\[at\]rcqg.groups.io](mailto:NYBqal+subscribe@rcqg.groups.io)

Visit the FAQ page on the guild website: <https://royalcityquiltersguild.ca/activities/nyb-qal/>



This file is licensed under the [Creative Commons](https://creativecommons.org/licenses/by-sa/4.0/legalcode.en) license.

<https://creativecommons.org/licenses/by-sa/4.0/legalcode.en>

Source: San Jose Museum of Quilts & Textiles.JPG, link: https://commons.wikimedia.org/wiki/File:San_Jose_Museum_of_Quilts_%26_Textiles.JPG

December/January Project: Fat Quarter Flowers from Fat Quarter Shop

Stash Busters will wrap up our work on the Squiggle quilt from Carol Thelen during our meeting on Wednesday, November 6. Thanks to Cheryl Ch for guiding us through this fun adventure.

For our December and January meetings, Sharon N-G will take the reins as she guides the group through Fat Quarter Flowers, a shortcut pattern from the Fat Quarter Shop. This pattern begins with the simple half-square triangle which is cut up and reassembled into a floral delight! Download the free pattern at <https://www.fatquartershop.com/fat-quarter-flowers-quilt> and choose from several sizes ranging from crib to twin. Watch Kimberly demonstrate the slicing and dicing technique used in this quilt in her YouTube video: https://www.youtube.com/watch?v=tY3_a7rKteg&t=20s



Finished Size: 52 1/2" x 65 1/2"

Would you like to sew from the Guild stash to make a donation quilt? Let Becky or Ann know as soon as possible.

Stash Busters meets via Zoom from 9:30 am to 3:30 pm Eastern on the first Wednesday of the month – all year long! Due to the New Year's holiday, we will meet on January 8. Participation in the group is free and we welcome new participants at any time. There is no charge to participate. Please contact stashbusters@royalcityquiltersguild.ca to be added to the mailing list or learn more about this friendly group.

Home for Good

In September, we shared with members that the Home for Good campaign will open two transitional housing units with a total of 40 beds this year. Project partners were amazed by the quilts we contributed last year and are looking forward to our ongoing involvement. We are fortunate to have the ongoing financial support of Guelph Lions Club as well as that of an anonymous donor. Funding is used to purchase backing and batting for quilt tops you make. To get batting or backing, reach out to Becky F or Ann J.

All lap- and throw-sized quilts or quilt tops are welcome, but because adult males make up two-thirds of the homeless population, generously-sized quilts will be especially suitable for this project. As a general guideline, we recommend quilts approximately 60 x 80 inches in size. As always, sizes will vary based on the quilt's design.

Fast and friendly quilts are deeply appreciated. Your scraps and strings can make gorgeous quilts.

1. Last year, we made scads of string blocks. Learn how to make them here: <https://newquilters.com/how-to-make-string-quilts/>
2. At the September Mingle, we made French Braid quilts according to this Sew Yeah video: <https://www.youtube.com/watch?v=BilvylyNbAg>.

In typical RCQG fashion, members are already working towards our goal of 40 quilts. We have quilts in various stages of production and would be happy to reach into the Guild stash to help you make a quilt for some of Guelph's most vulnerable residents. Reach out to Becky F or Ann J for assistance.

Thank you to the Lions Club, our anonymous donor, and all member volunteers who make quilt tops and provide longarm quilting services to our outreach projects.

How to Borrow Books

I am passionate about our library and determined to make the library books available to you. Therefore, I am offering this opportunity to allow local members to borrow books. Please go to our online library (via our website under 'Resources') and choose a book or books that you would like to borrow. If you are not familiar with our online library there is a newly revised "Library Instructions" document there that will explain how to search through our library catalogue. Then, send me an email [maryanne.rcqg\[at\]rogers.com](mailto:maryanne.rcqg[at]rogers.com) with the complete name and author of the book(s) you would like to borrow. I will take your requested book(s) to the next Mingle or Quilts of Valour Day. You can pick up your books there and/or return previously borrowed books. The next Mingle and Quilts of Valour sewing dates at the Legion are January 11th, February 7th, April 7th, and May 31st. In between these dates, I will arrange with you when and where to collect any books you would like to borrow.


Please note: If you currently have borrowed books at home, please contact me to return them as other members may wish to borrow them.

Do not hesitate to contact me if you have any questions or comments. Thank you!
MaryAnne, Librarian

Book Reviews



Don't discard your tiny scraps or 'crumbs': Author Emily Bailey shows you how to quickly piece together small scraps to create larger pieces of "crumb fabric", using chain piecing to build up the fabric. Emily shares her tips and tricks for how to group fabric colours and prints in order to get the best results. There are step-by-step instructions for 15 stunning quilted projects, from full-size bed quilts to smaller projects including a pillow and pin cushion. One quilt, *Under The Sea*, features scrappy sea creatures and another, *Night Sky*, uses crumbs to create a richly textured background with crumb appliqué for the stars and planets. So why not take another look at your own stash of crumbs and get patchwork and quilting the zero-waste way!



Use just one, two or three simple repeated shapes:

This is a complete guide to making gorgeous scrap quilts using just one, two or three simple repeated shapes. Author Elsie M. Campbell uses triangles, clamshells, half-hexagons, strips and diamonds to make nine start-to-finish, stash-busting projects, from stunning table runners to a gorgeous king-sized quilt. Learn fearless stitching of Y-seams and curved pieces. With simplicity as the basis for each piece or block, Elsie shows how colour, value and contrast can work together.



Raffle Tickets for Legion Poppy Quilt on Sale Now

The *Royal Canadian Legion* in Guelph is selling raffle tickets for the poppy quilt we donated to them in appreciation for their ongoing support of our Guild. Please let your friends and family know they can purchase chances to win the beautiful quilt Sue B and Kathleen K made while simultaneously supporting the Legion and its work.

Tickets are 3 for \$5 and are available at the Bar from the Bar Steward on duty. The Branch is open during the following hours:

Monday:	7-9 pm
Tuesday:	7-9 pm
Wednesday:	3-10 pm
Thursday:	7-9 pm
Friday:	10 am to 4 pm

The draw will take place in the afternoon of November 11 as part of the Legion's Remembrance Day programming.



Guelph Sews for Quilts of Valour

Save the Dates

- Oct 21, 2024: 10:00 to 4:00
- Feb 7, 2025: 10:00 to 4:00
- April 7, 2025: 10:00 to 4:00

Royal Canadian Legion
57 Watson Pkwy, S in Guelph

Visit royalcityquiltersguild.ca to learn more or
email rcqg.qov@gmail.com



ONTARIO CANADIAN REALTOR QUILT TOP CONTEST 2024



REAL DREAMS. REAL PEOPLE
Real Estate
Aspire
Realty Ltd.
REAL ESTATE AGENT
CENTURY 21 ASPIRE REALTY
613-801-9852

- ✓ Make a Quilt of Valour Top (flimsy) as per the instructions found at: <https://www.quiltsofvalour.ca/what-we-do>
- ✓ Donate your Quilt of Valour top during the contest period (20 June - 11 Nov 2024) to an Ontario QOV Regional Rep
- ✓ Email a PHOTO of your quilt top with your NAME, ADDRESS and PHONE NUMBER to contest@quiltsofvalour.ca

For **EACH** Quilt Top +
Email entry submitted
You will be entered in
the draw.

GRAND PRIZE:
b37 MSRP \$1299 with
Deluxe Quilting Package
(Additional \$345 value)

BERNINA
made to create



Show and Share Presentations and Quilt Whispering

The link to our most recent display of member talents for September can be found by clicking on the image:



I hope everyone enjoyed our first venture into **Quilt Whispering** at our October meeting! We had many great suggestions and lively discussion.

Do you want some quilting design help for a quilt top? Photos of your quilt tops for Quilt Whispering should be sent in by 7:00 pm Sunday evening prior to our regular monthly meeting. You can send them via the "Get Involved" page of the Guild website or by e-mail at quiltwhisperer@royalcityquiltersguild.ca

We'd love to see your latest projects!

Thanks,
Linda



International Quilting Day

Submissions are open for the IQD 2025 Virtual Quilt Show

Our 6th Annual Virtual Celebration of International Quilting Day is Saturday March 15, 2025. Each year, one of the highlights of the event is the virtual quilt show, and we invite you to participate. Please share photos of your quilted creations with other attendees from across North America. Your creations inspire others and are a pleasure to view.

All those attending International Quilting Day are welcome to submit up to two quilts to the Virtual Quilt Show. If you've shown an item somewhere else, it's still welcome at IQD. Most of our attendees will not have seen it.

The following information about your entry will be required:

1. Pattern name
2. Pattern designer or original design
3. Quilter, if other than yourself
4. Artist's statement or brief history of the quilt – limit of 50 words
5. Up to five photos of each creation. We recommend an overall view along with several closeups of interesting details
6. Submissions are open through February 9, 2025 giving you lots of time to think about your entries and take good photographs.

Visit the Virtual Quilt Show section of the IQD website to upload your photos and details. You will need to log in to your Google account. If you do not have a Google account, you may ask someone to submit the photos and information on your behalf. Check out the International Quilting Day website for more details.



6th annual virtual celebration of

International Quilting Day



Katie Pasquini Masopust
2024 Inductee
Quilters' Hall of Fame

Caryl Bryer Fallert-Gentry
Internationally recognized; One
of 30 most influential quilters

Free for guild members; \$25 for non-member guests
Info at royalcityquiltersguild.ca/iqd2025/

March 15, 2025

April's Fall Retreat Checklist

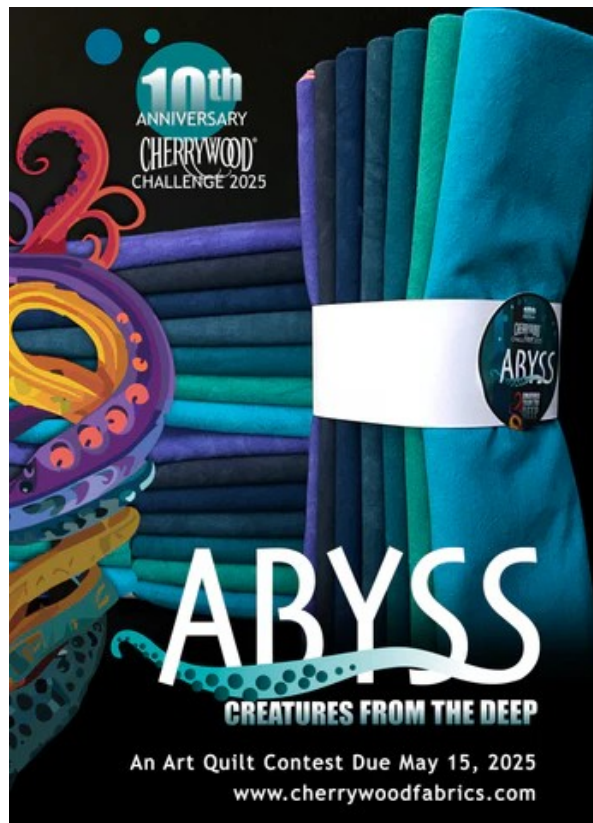
- ☐ November 25-29 reserved on calendar
- ☐ Home cooked meals and snacks
- ☒ ~~Wash dirty dishes~~ (Ha! I won't miss these!!)
- ☐ Nonstop sewing action
- ☐ Time to work on a few last-minute gift ideas
- ☐ Inspiration from old friends and new!
- ☐ Other night owls to keep me company
- ☐ Fun and games (Remember left, right and centre?)
- ☐ Nearby quilt shops to pick up whatever it was I forgot
- ☐ Relaxing walks around Hidden Acres' beautiful property
- ☐ Show and share (Always my favourite event!)
- ☐ Use rack for quilt photos (Send photos to IQD Virtual Quilt Show, Weftfest, and Show & Share)

Don't miss out on one of the few remaining spots at our Fall retreat. Visit the RCQG website to learn more (<https://royalcityquiltersguild.ca/rcqg-2024-retreat/>) and our online store to sign up (rcqg.square.site). This may be your last chance at peace and quiet before the holiday rush begins!!

April

Cherrywood Challenge 2025

Kits available at [Cotton Harvest](#) in Seaforth. Look for more info online.



Includes an interview with Karla from Cherrywood reminiscing about the past and looking to the future. There's also a bit of advice for quilters entering this year's challenge.



Advertising

Remember to visit your local quilt stores and service providers! We would like to thank all our advertisers for their continued support of our guild, and we need to ensure that we also support them. Clicking on an advertisement will take you to that company's website, so that you can further explore their offerings. If you would like to advertise your business within our newsletter, please contact

[advertisingr\[at\]oyalcityquiltersguild.ca](mailto:advertisingr[at]oyalcityquiltersguild.ca)

<https://www.mrcslongarmquilting.ca/>



*Mr. C's
Longarm Quilting*

Guelph, Ont
519.993.2084
info@mrcslongarmquilting.ca

Timely longarm quilting services
for those who want their
'labour of love' beautifully finished.

By appointment only



Authorized Ontario Dealer of
and Certified Service Techs for



519-241-6051
www.buythebolt.ca



carolinequilts

Quilting Fabrics and Supplies
Cambridge, Ontario

carolinequilts.blogspot.com

Caroline Berch
carolinequilts@rogers.com
519-219-2969



 COUNTRY CONCESSIONS
Quilt Shop

Helping you build your
stash for over 20 years!

35 King St. N. Cookstown
(Just north of Hot Stacks)

We can't wait to see you!

705-458-4546 | countryconcessions.com



WWW.PROSEWINGMACHINEDOCTOR.COM

WE SELL:

New & Used Domestic & Industrial
Sewing Machines
Husqvarna, Juki & Reliable

****CERTIFIED DEALER & SERVICE
FOR
JUKI & HUSQVARNA****



WE SERVICE:

All Makes of Domestic & Industrial

WE SHARPEN:

Scissors, Knives & More

Email: stef@sewdoc.ca

Quilt Shows

2024 Grand National DELIGHTS

A touring exhibition of 37 fibre art pieces each exploring a delightful image or activity.



<https://www.grandnationalfibreartexhibition.com/delights-2024>

This exhibit will be at the Woodstock Art Gallery from October 12, 2024, until January 25, 2025.
The Gallery address is 449 Dundas St. Woodstock.

Quilts: Made in Canada – at the ROM through November 17 (Level 3, Third Floor Centre Block)

From the permanent collections at ROM comes a new exhibition highlighting some of the most visually intoxicating examples of artistry, community, and sustainability made in Canada: quilts.

Quilts are repositories of past and present lives. Exquisitely patterned and meticulously stitched, they hold the interwoven legacies of home and family. The exhibition features rarely displayed Canadian-made quilts dating from the 1850s to the present day, and showcases a range of designs from utility quilts constructed from recycled materials for warmth and comfort to stunning examples created to mark life changing events. Made by individuals and communities, each quilt unlocks unique stories about makers, materials, composition, construction, and the shared histories of those who made it.



The timeless beauty of colour paired with each quilt's clever and complex composition will fascinate, captivate, and inspire, whether you're a novice or experienced quilter, interested in making sustainable design solutions, or keen to learn more about historic and contemporary culture of everyday life in Canada. Quilts: Made in Canada is free with general admission.”

For the ROM website: <https://www.rom.on.ca/en>



News from the CQA

Quilt Canada will be held June 18-21, 2025 at Mississauga's International Centre. Keep up with the latest Quilt Canada news at <https://canadianquilter.com/quilt-canada-2025/>

Available now: 2025 TrendTex Challenge guidelines
2025 JN Harper Youth Challenge Guidelines

Learn more about the Challenges at <https://canadianquilter.com/quilt-challenges-2025/>

January 6 – February 17 Entries for the National Juried Show accepted. See <https://canadianquilter.com/njs-2025-call-for-entry/> for details.

May 17, 2025 Last day to book group rate at Four Point by Sheraton

May 22, 2025 Last Day to book group rate at Holiday Inn Toronto International Airport

June 19-21 National Juried Show takes place at Quilt Canada at the International Centre in Mississauga



37TH ANNUAL
CQA/ACC TRENDTEX
CHALLENGE 2025



Calling all Quilt Teachers and Lecturers

CQA/ACC is now accepting applications for **Quilt Canada 2026** in Winnipeg, Manitoba at the RBC Convention Centre from June 17-20, 2026.

Application form can be found [HERE](#)

Deadline for application submission is November 29, 2024.

Any questions, please reach out to Carole McCarville, CQA/ACC Executive Director at [executivedirector\[at\]canadianquilteradministration.com](mailto:executivedirector[at]canadianquilteradministration.com).



WEFTfest Call for Entries Now Open!

WEFTFest (Woolwich Expressions in Fibre Traditions) will be held May 15-19, 2025 at the St. George Banquet Hall. This festival will feature Canada's most important heritage art piece: *Quilt of Belonging*. A richly hued portrait of the human family, *Quilt of Belonging* is a 120 foot- (36 metre-) long collaborative textile art project. Its 263 blocks portray the rich cultural legacies of all the First Peoples in Canada and every nation of the world at the dawn of the new Millennium.

Apply now to be a vendor, designer, artist, quilter and/or teacher for this unique chance to sell your product in the same room as the Quilt of Belonging. Visit <https://weftfest.ca/> to learn more.



2025 New Year's Day
MYSTERY
QUILT ALONG

LIVE on YouTube
REGISTER FOR FREE

Tiffany Hayes

Rob Appell



RCQG Activities for 2024/2025

Activities	SEPT	OCT	NOV	DEC	JAN
Guild Meetings via Zoom	Guild meeting Berene Campbell (2 nd Tuesday)	Guild meeting Audrey Esarey (2 nd Tuesday)	Guild meeting Trudy Cowan (2 nd Tuesday)	Guild meeting Dominique Ehrmann (2 nd Tuesday)	Guild meeting Teresa Duryea Wong (2 nd Tuesday)
Mingles and In person events	<i>Sept Mingle</i> Sat, Sept 21 <i>Community Living</i> <i>Guelph Wellington at 8</i> <i>Royal Road</i> 10:00 am to 3:00 pm	Quilts of Valour Mingle Mon, Oct 21 Legion (Lounge) 10:00 am to 4:00 pm	<i>Retreat Nov 25 -28</i>	None	January Mingle Sat, Jan 11 Legion Hall A 10:00 am to 4:00 pm
Fireside chat for new members via Zoom		Fireside Chat Oct 29			
Virtual Sew days and NYB Quiltalong on Zoom	<i>Monthly Virtual Sew days (2nd Saturday)</i>	<i>Monthly Virtual Sew day and NYB QAL (2nd Saturday)</i>	<i>Monthly Virtual Sew day and NYB QAL (2nd Saturday)</i>	<i>Monthly Virtual Sew day and NYB QAL (2nd Saturday)</i>	<i>Monthly Virtual Sew day and NYB QAL (3rd Saturday)</i>
Workshops on Zoom <i>Fees apply</i>			<i>Irena Swanson Workshop</i> Nov 16		
International Quilting Day on Zoom					

Activities	FEB	MAR	APRIL	MAY	JUNE
Guild Meetings via Zoom	Guild meeting Karen Miller (2 nd Tuesday)	Guild meeting Paula Nadelstern (2 nd Tuesday)	Guild meeting Terry Rowland (2 nd Tuesday)	Guild meeting Tara Miller (2 nd Tuesday)	Guild meeting Lilo Bowman (2 nd Tuesday)
Mingles and In person events	National QOV Sew Day Friday, Feb 7 Legion Hall A 10:00 am to 4:00 pm	None	Quilts of Valour Mingle Mon, April 7 Legion (Lounge) 10:00 am to 4:00 pm	May Mingle Sat, May 31 Legion Hall A 10:00 am to 4:00 pm	None
Fireside chat for new members via Zoom		Fireside Chat March 27			
Virtual Sew days and NYB Quiltalong on Zoom	<i>Monthly Virtual Sew day (2nd Saturday)</i>	<i>Monthly Virtual Sew day (2nd Saturday)</i>	<i>Monthly Virtual Sew day (2nd Saturday)</i>	<i>Monthly Virtual Sew day (2nd Saturday)</i>	<i>Monthly Virtual Sew day (2nd Saturday)</i>
Workshops on Zoom <i>Fees apply</i>	<i>Audrey Esarey Workshop</i> Feb 15		<i>Karen Miller Workshop</i> April 19		
International Quilting Day on Zoom		<i>International Quilting Day March 15</i>			

Please note the schedule is subject to change. Please refer to the RCQG website for additional program information.