

# YHQG

Next meeting: Hybrid meeting at Toronto Botanical Garden  
Tuesday, September 17, 7:00 pm  
Doors open at 6:30 pm

Program: YHQG member Jan McGoe: Savouring the Journey;  
Enhancing the Destination - The Joy of Quilt Making  
by Hand

September 2024

Volume 46 Number 1

## Inside

<a href="#">Meetings</a>	2
<a href="#">Workshops</a>	4
<a href="#">Virtual Tuesdays</a>	5
<a href="#">Quilt Show 2025</a>	5
<a href="#">Library News</a>	6
<a href="#">Display &amp; Competition</a>	6
<a href="#">Community Quilting</a>	7
<a href="#">Guild Calendar</a>	10
<a href="#">Quilting Events</a>	11
<a href="#">This &amp; That</a>	15
<a href="#">Your Executive</a>	15



Like us on  
[Facebook](#)



Follow us on  
[Instagram](#)



Visit us at  
[www.yhqg.org](http://www.yhqg.org)

York Heritage Quilters Guild  
PO Box 35510  
2528 Bayview Avenue  
North York, ON M4P 2Y4



Hello Quilters!

A warm welcome to all our members, especially those joining us for the first time! I hope you have had a wonderful summer and made the most of the beautiful (albeit hot) weather. While I truly enjoyed an active summer filled with lots of family activities, I'm also eager to embrace the cooler days and regular schedule that the fall brings. And of course, getting back to Guild meetings is an added bonus.

We have an exciting year ahead, filled with engaging lecturers, workshops, challenges and sew-alongs. I encourage you to participate in any way that works for you. One of the perks of being part of a large guild is the variety of opportunities to connect – whether it's at our full Guild meetings, the more casual Virtual Tuesday Zoom calls, or the smaller, in-person sew-alongs. We're fortunate as quilters to have this community where we can meet and spend quality time with others who share our interests (or should I say, obsessions!). Be sure to take full advantage of it!

You can find details about the upcoming lectures and workshops in this newsletter and on the website. We're thrilled to offer a wide range of topics that will keep us learning and inspired! Thank you to Heather Q. and Barb K. for their hard work organizing this year's incredible line-up!

Our first meeting will be held on Tuesday, September 17<sup>th</sup> at the Toronto Botanical Gardens at 7:00 p.m. This will be a hybrid meeting so you may also attend via Zoom. Our lecturer is Jan McGoe, Guild member and hand quilter extraordinaire. She will share her love of consciously and deliberately low-tech quilt making, a process that unfolds slowly, allowing for ideas and images to emerge over time.

Also in September, I hope you will enjoy the Global Quilt Connections' Sampler Platter on September 28 and 29 from 3:00 – 6:00 pm each day. This online event offers a variety of presenters showcasing techniques and ideas that will help spark creativity. There is no registration required for individual guild members – we've purchased a guild ticket and will send out the viewing link a few days before the event.

Virtual Tuesdays are back with a modified schedule and format. Our dedicated volunteers, Lori D. and Brandie W., will continue to schedule the events and provide technical support while members are encouraged to host the meetings. A special thank you to: Leslie B, Susan G., Jane C., Anne M., Mical P., Janet P. and members of the Madison CQ group for volunteering to host this year. And ongoing thanks to Chriss C. for continuing to provide her technical expertise.

Weekly sew-alongs will continue both online and in person on Mondays, Tuesdays, Thursdays and Saturdays. Follow the weekly CQ emails, sent out every Saturday, for more details.

Happy Quilting!  
Jody J., President  
[Yhqg.president@gmail.com](mailto:Yhqg.president@gmail.com)



Meetings in September, October and November are hybrid and will be available online by Zoom and in-person at the Toronto Botanical Garden. Our January, February and March meetings will be held virtually through the Zoom platform. April and May meetings are hybrid (both in-person at Toronto Botanical Gardens and on Zoom).

Doors will open at 6:30 pm for in-person meetings, and 6:45 on Zoom. The meeting will begin at 7:00 pm, and run until 9:00 pm.

Invitations to all meetings on Zoom, including the link to the meeting, are sent a few days prior to each meeting.

Meetings will not be recorded this year.

If you need assistance to join the Zoom meeting, please contact one of the following people:

Apple users (MAC, iPad, or iPhone), please contact Chriss Coleman at either 289.383.0555 or [quilts@chrisscoleman.ca](mailto:quilts@chrisscoleman.ca)

PC users, please contract Sandra Yen at 416.523.0488 or [oudaze@hotmail.com](mailto:oudaze@hotmail.com)

If you are unfamiliar with Zoom and its controls, you can view the [YHQQ Zoom Orientation video](#) prior to the meeting. And if you still have questions, join the meeting early and one of our Tech Team will be happy to help.


Prior to joining the meeting, we ask that you turn off any computer notifications you have (on your email account, for example) so we won't have dinging and donging going on during the meeting.

Once the meeting begins, please mute yourself to eliminate background noises.

## September 17 - Jan McGoeey

### Savouring the Journey; Enhancing the Destination - The Joy of Quilt Making by Hand

We are so pleased to be welcoming Jan to kick off our 2024/25 programming year for YHQQ! Jan is a long standing member of the guild as well as an accomplished hand quilter. Her presentation will include over 30 quilts featuring her preferred practice of hand quilting. Be sure to join us in person if you can so you experience her work up close! She'll share the evolution of her quilting journey with us, and also talk about her upcoming workshop with the guild in November. If you've always wanted to try EPP or hand quilting, want to refine your



hand quilting skills or just spend a day with friends quilting, the guild is so pleased that Jan has offered to host this workshop in person.

Additional details about this months lecture and workshop are available [here](#) on the website.



### In Person Workshop with Jan McGoeey—Wednesday, November 6

10:00 to 3:30  
200 Madison Ave  
Toronto, ON M4V 2W6

Enjoy a day in-person with quilting friends learning hand work techniques. Make a flower block with English Paper Piecing (EPP) hexies and applique it to a background fabric, then put an orphan block to good use learning the fundamentals of hand quilting such as stitch lengths, tips for consistency and how to achieve the quilted look you are after.

Special pricing applies: \$50 for members, \$60 for guests

## Upcoming Meeting Lectures

- Sept 17 – YHQG member Jan McGoe
- Oct 15 – Monika Henry ([pennyspoolquilts.com](http://pennyspoolquilts.com))
- Nov 19 – Elizabeth De Croos ([epidastudio.com](http://epidastudio.com))
- Jan 21– Kitty Wilkin ([nightquilter.com](http://nightquilter.com))
- Feb 18 – Brita Nelson ([questioningquilter.com](http://questioningquilter.com))
- Mar 18 – Audrey Esarey ([cottonandbourbon.com](http://cottonandbourbon.com))
- Apr 15 – Cristina De Miranda ([shipsandviolins.com](http://shipsandviolins.com))
- May 20 – Community Quilting (no guest)
- June 29– Andrea Tsang Jackson ([3rdstoryworkshop.com](http://3rdstoryworkshop.com)) - joint speaker with TMQG

## Photography and Filming at Meetings

As our meetings now involve photography and filming on a regular basis, we want you to understand the potential impact on your privacy. Generally, posts on our website and on social media are of quilts, not of people, and we generally avoid showing closeup images of faces whenever possible. As an example, when our white glove people hold up quilts, those photos are cropped to remove any personal images as a standard practice.

A notice will be posted at our membership/greeting table that advises *Filming/photography is taking place at this event. Images may be shared with our members and on our website or social media. Let the photographer know if you would prefer not to be photographed. Please do not take personal photos of attendees without asking permission.* You can find the photographer(s) in the room who will be wearing a lanyard and badge that says PHOTOGRAPHER.

Please direct any questions to [yhqq.president@gmail.com](mailto:yhqq.president@gmail.com)

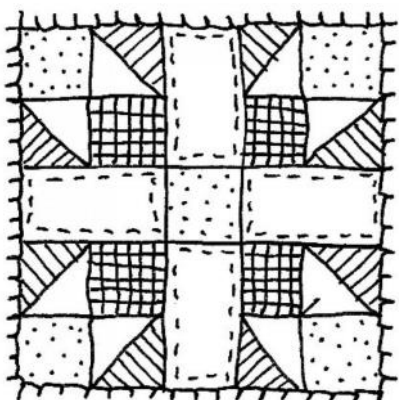
## WELCOME NEW MEMBERS!!!

We're excited to welcome you to our Guild! This year, we have the pleasure of adding many new faces to our community of approximately 200 members.

Our Guild is vibrant and active and there are countless ways for you to get involved: attending Guild meetings, participating in Virtual Tuesdays, registering for workshops, participating in challenges, and attending community quilting sew-alongs. Volunteering is another wonderful way to engage and the best way to meet new friends!

The York Heritage Quilters Guild has been active for over 40 years, so our members bring many years of experience – please don't hesitate to ask questions; everyone here is eager to help and support you as you learn your way around.

You can find a list of executive committee members on [page 15](#) of this newsletter and they're a great resource as you become more familiar with what the Guild has to offer.



An online fabric store based in London, Ontario



[myfabricdresser@gmail.com](mailto:myfabricdresser@gmail.com)

<https://myfabricdresser.ca>  
Socials @myfabricdresser



## 2024-2025 Workshop Schedule

Thursday, Oct. 24, 9:30 to 4 — Improv for Planners with Monica Henry (Zoom)

Wednesday, Nov. 6, 10-3:30 — Joy of Hand Quilting with Jan McGoey (in person at 200 Madison)\*

Thursday, Nov 21 9:30-12:30 — Pojagi Maple Leaf with Elizabeth deCroos (Zoom)

Thursday, Feb. 27 9:30 to 4:30 — Making Magic: A disappearing Quilt Sampler with Brita Nelson (Zoom)

Saturday, April 26 9:30-3:30 — Fado Road Quilt: Skill Builder with Cristina de Miranda (Zoom)

Friday, May 2 9:30-4:00 — Off the Beaten Path Piecing with Improv Mountains, with Kitty Wilkin (Zoom)

	Members	Guests
Full Day	\$80	\$90
Half day	\$45	\$55
*unless otherwise noted		

To sign up or to enquire about any of the workshops, please email: [workshops1819@gmail.com](mailto:workshops1819@gmail.com) or visit us at [www.yhqg.org](http://www.yhqg.org)

Some workshops require some prep or special supplies – sign up early so you can be ready!

*Where permitted by teacher, some workshops may be recorded and made available on a limited basis ONLY to PAID participants who are unable to attend some/all of the live session*

Once a workshop coordinator has confirmed your spot, payment can be made by e-transfer to [Treasurer.YorkHeritage@gmail.com](mailto:Treasurer.YorkHeritage@gmail.com) (\$CAD only)

Workshop coordinator: *Leslie Batt*



Hyggeligt Fabrics  
144 Queen Street East Box 2386  
St. Marys, ON N4X 1A5  
Canada  
519-284-1508



# VIRTUAL TUESDAYS

Page 5

Virtual Tuesday sessions are a casual, “open mic”, format for members to share topics and techniques with each other outside of the formal guild meetings. They are held on Zoom from 7 to 8:30 PM on the second Tuesday of the month.

## Upcoming 2024-2025 Season– FOUR sessions

1. **October 8th 2024** - Guild Challenge Kick Off - This is a mystery topic that will be revealed live during the session. It is being hosted by Susan G. and Leslie B., and others.
2. **November 12th 2024** - Selvedge Sanity - The Madison CQ team will host this session about how to use those colorful selvedges that we all have piles of in our sewing rooms
3. **January 14th 2025** - More Binding Options - Jane C. will host this session to build on the machine binding session last season with even more options and techniques for finishing up those WIP's.
4. **February 11th 2025** - Panels and their Possibilities - Anne M. will host this session featuring 3 sets of donated matching panels to member volunteers who will work together to plan creative uses. Are you interested? Please contact Anne M.

Lori and Brandie will continue to help with all behind the scenes issues, logistics and planning!

# A CELEBRATION OF QUILTS XV

## A CELEBRATION OF QUILTS XV IS COMING!

Plans are well under way for our next quilt show, which will take place at the Japanese Canadian Culture Centre on **November 14 and 15, 2025**.

This is the time for all our members, from the newest quilters to the most experienced quilt artists, to start thinking about and planning their entries to the Show. We want to showcase the diversity of our quilting community!

This is also the time for all our members to think about how they can contribute to the successful running of our Show. While we will need lots of volunteers during the Show, we still need a few people to step up now to help with a few of the leadership roles in the planning stages for our Show.

We need:

- A Co-Chair to work with Irena H. to plan the layout of the quilt display, organize and implement hanging and take down of the quilts.
- An Admissions Chair to organize the team of volunteers who supervise admission to the Show, and to ensure its smooth operation during the Show.

Please reach out to one of our Quilt Show Co-Chairs, Heather B. or Anne M. if you're interested in helping out in either of these roles.

# LIBRARY NEWS

Page 6

The library books etc. are located in two places at our meetings — along the wall to your immediate left on entering the hall and in the kitchen through the first door opening also on the left. They are placed by categories.

New books are identified by a sticker on the cover and may only be borrowed one month in order that all members have equal access.

If there is a problem please let me know. Items being returned are to be given to my helper seated at the table when entering.



**Sale**

**Sale**

**Sale**

**Sale**

This month the sale will have Halloween, Christmas, Winter themes and many patterns for sale.

Small change and bills are advisable.

PLEASE REMEMBER: Sale items are on the WINDOW SIDE of the room

*Shirley S.  
Library Chair*

## DISPLAY AND COMPETITION

There are two ways to show us your quilts and quilted items at our September 17 Guild meeting:

### 1. IN PERSON:

If you are coming to Toronto Botanical Gardens for the meeting on Tuesday, September 17th, register and drop off your quilted item at our table near the stage and we will invite you to speak to our members in the hall and on Zoom.

Also, please submit a photo to [yhqq.zoom@gmail.com](mailto:yhqq.zoom@gmail.com) so we can post it to our website after the meeting.

### 2. ON ZOOM

Submit your photo by 12:00 noon on MONDAY, SEPTEMBER 16TH by email to: [yhqq.zoom@gmail.com](mailto:yhqq.zoom@gmail.com). We will invite you to speak on Zoom to the Zoom audience and our members present in person.

# COMMUNITY QUILTING

Page 7



## Community Quilting Projects

- Prepared tops for quilting
- Block kits for piecing in three pattern choices
- Quilting kits of top, batting, and backing fabric
- Slab block kits/make your own

We have pick up/drop off locations around the city. Please call first to arrange a mutually convenient time.

### North: Finch & Bathurst

Leslie Batt  
416.221.5437 or cell 416.805.3237

### Central: Yonge & Lawrence

Anne McLauchlan  
416.817.1665

### Midtown: Avenue Rd & Eglinton

Wendy Dines  
416.486.8378

### East: St. Clair & Kingston Road

Irena Hopper  
416.320.5024

## Community Quilting Groups

Join a virtual CQ sew-along on Tuesday or Saturday mornings. Zoom links are sent out to all members each week. Or join us in person on Mondays at Stan Wadlow Community Centre, Tuesday at the East York Community Centre or Thursday at 200 Madison. Check your email for registration information.

## Community Quilting Chair

Anne M.

Thank you to everyone who has been diligently working on bags, quilts, tops and blocks for CQ over the summer! Special thanks go to Martha D., Kathy D., Leslie B., Judy M., BJ R., Louise C., Jane C. and Sylvia R.

## Thanks to all our Bag Ladies (and Gentlemen)!

Thanks to all of our enthusiastic members who participated in the May CQ meeting project, including people who mailed in or dropped off orphan blocks for the project. At the meeting, our members produced dozens of beautiful bags for the clients of New Circles Community Services. A number of unfinished bags were taken home by members to finish, and while a few have pony-expressed themselves back to us, we ask that **if you still have some bags, that you bring them to the September in person meeting** so we can deliver them to New Circles. We delivered almost 70 completes bags to New Circles after the meeting and they were thrilled to receive them!



We also delivered several bags of donated clothing and footwear to New Circles, which our members kindly brought in to the May meeting. Thank you all so much for your contributions! They were gratefully received by New Circles.

## Summer Donations to Charities:

CQ doesn't stop just because the Guild year's over!

Over 60 quilts were delivered to Sojourn House, a residence for refugees, in late May, and in June another 70 quilts were delivered to Ernestine's, a shelter for women and children fleeing abusive homes.

Ernestine's note of thanks said: "On behalf of Ernestine's, I would like to express my most sincere thanks to York Heritage Quilters Guild for your donation of beautiful hand-crafted quilts for women and children. Your years of ongoing support is most appreciated. Donors like you support us in our ability



(Continued on page 8)



# COMMUNITY QUILTING

to be there for the most vulnerable in our community.”

That's not all. Member Mical Pearlman asked us if we could provide an auction quilt out of our CQ quilt stash to FCJ Refugee Centre for its June art show fundraiser. The donated quilt raised \$410 for the charity. In addition, one of the members of the Madison Avenue CQ group donated one of her personal quilts (and gave the Guild the credit; thanks, JudyL.!), and the members of Madison CQ, using their own stashes, decided to communally make and donate a third quilt; both of these quilts raised another \$600. At the event, Janet Patterson spoke movingly about quilting and quilts, and how all quilts, especially charitable quilts, are like a warm hug from a friend. Yay, Madison group!

As background, the Guild will donate one quilt to a charity for fundraising purposes, and when we do so, we set a minimum bid based on commercial values for quilts (slightly discounted to reflect the purpose of the sale). We make it clear that if the minimum bid is not reached, the quilt must be returned; our members' work has value! If you wish to request a quilt for a charity fundraiser, please contact our CQ chair, Anne McLaughlan.

Finally, another happy story of Guild giving! One of the residents of 200 Madison (which is a subsidized housing building) has enthusiastically joined our Madison group, but had no sewing machine at home to use. Thanks to a lovely donor, delivery person Irena Hopper, and machine repair person extraordinaire, Bev Stevens, a lovely machine and cabinet were delivered to a very happy new sewist.

We have great members!



Please note that the "bird" quilt was made by Judy Losier (guild member and Madison CQ "maker"), and donated on behalf of the guild. The "stars" quilt was contributed directly from the guild's "stash" of quilts donated to CQ program, and the strip quilt was a collective effort ... made by members of the Madison CQ, using their own stashes and mainly worked on (maybe all) at their own homes.

## About our community quilting program:

We currently have THREE groups that meet in person from September to June at community centres or other locations in Toronto. At least one of these groups continues (at a different location) during the summer months.

The Monday in person group meets every Monday (with a few cancellations for holidays or other events) at Stan Wadlow Community Clubhouse, located at 373 Cedarvale Avenue, Toronto, from 9:00 to 3:30. Members bring their own sewing machines, projects and supplies, but there are usually a few kits available for someone who wants a new project. There's a kettle for tea, and people usually bring a lunch. Please note that there will be no in person meeting on Monday, October 14<sup>th</sup>, as it is Thanksgiving.

The Tuesday in person group meets every Tuesday (with a few cancellations for holidays or other events) at East York Community Centre, located at 1081-1/2 Pape Ave., Toronto, from 9:30 to 2:15. There are a few Guild owned sewing machines there, and members typically work on guild projects, like sandwiching tops, making backs, or other projects. Again, there's a kettle for tea, a microwave for warming things up, and people usually bring a lunch.

Our newest in person group is located at 200 Madison Avenue (enter through glass doors off MacPherson



# COMMUNITY QUILTING

Avenue), Toronto, and runs on Thursdays from 12:00 to 4:00. In addition to being open to members, this meeting is open to residents of 200 Madison and neighbouring buildings, the hope being that people will come to learn different sewing techniques. There are three Guild owned sewing machines there, and members typically work on projects under the guidance of Janet Patterson and Mical Pearlman. Again, there's a kettle for tea and a microwave for warming things up.

There's an expectation that people who attend one of the in person sessions will spend at least half of their time working on CQ projects, but **anyone is welcome to drop in to have the group help to sandwich a quilt of any kind (we have raised tables to work on, so it's much easier!)**, to drop off finished items, or even just to have a chat. For people who are new to quilting, coming to some of these sessions is a great way to learn new skills from experienced quilters and designers.

We also have two on line Sew-Alongs each week, on Tuesdays and Saturdays; these run throughout the year, with a few cancellations. People work on personal or CQ projects at home while talking to other members...it's amazing what one can learn at these sessions! These sessions were started during the pandemic, and were intended to be more of a social opportunity for our members; they're a great way for out of town members to stay in touch and for new members to connect with other members!

During the pandemic, we set up drop off and pick up locations at several members homes in different locations in the city, to help keep our CQ program running, and we're still keeping these locations going. People can generally pick up a quilt sandwich or kit at these locations, or can drop off finished items. The locations and contact information are set out at the side of the first page of this article; please contact the member you want to visit in order to arrange an appropriate time.

## WE'RE HAVING A CQ SALE!



On Tuesday, September 17, CQ will be raising money for its program by selling fabrics, sets of co-ordinating fabrics, silks, batiks, and lots of other fun things!

We'll also have a silent auction of an antique quilt made from feed sacking, flour sacking and sugar sacking c. 1940's (needs some repairs). If you're a collector or want to start a collection, have a look at this quilt!

Bring your loonies, toonies and folding cash, and help support our CQ program!

Barb's Custom Quilts  
Memory Quilts  
Longarm Services

www.barbscustomquilts.ca  
Barb.morrison@rogers.com

416 ■ 706 ■ 2509



Stitchwork Studio

Longarm  
Quilting Services

Jody Jacobson  
www.stitchworkstudio.com  
jody@stitchworkstudio.com  
@stitchworkstudio\_quilts

2-week turnaround  
Pick up can be arranged from  
Toronto, Uxbridge & Orillia  
Mail-ins welcome



# GUILD CALENDAR

Page 10

## September Calendar

Day	Date	Time	Activity
Monday	Weekly	9:00 am—3:00 pm	In-person CQ Sew-Along at Stan Wadlow (begins MONDAY, SEPTEMBER 16TH)
Tuesday	Weekly	9:00 am—3:00 pm	In-person CQ Group at East York Community Centre (begins TUESDAY, SEPTEMBER 3)
Tuesday	Weekly	10:00 am—12:00 pm	Zoom CQ Sew-Along
Thursday	Weekly	12:00 pm—4:00 pm	In-person CQ Group at 200 Madison
Saturday	Weekly	10:00 am—12:00 pm	Zoom Sew-Along
Tuesday	Sept 17	7:00 pm—9:00 pm	Monthly Guild Meeting (Hybrid) Speaker: Jan McGoe
Tuesday	Sept 24	7:00 pm—9:00 pm	Guild Executive meeting
Saturday & Sunday	Sept 28, 29	3:00 pm—6:00 pm	Global Quilt Connection All-Star Sampler Platter Youtube Livestream Event



*Quiltatious*

**Quilters' Heaven!  
Best Brands and  
Designers**

Exclusive for our New Friends:  
10% off all Regular Priced Items  
Use code YORK10 at checkout.

QUILTATIOUS.CA  
QUILTATIOUS@GMAIL.COM  
WINDSOR, ON  
(519) 252-7016



Ann's Fabric & Sewing  
Center  
6350 Main Street,  
Stouffville, ON L4A 1G9  
www.annssewing.ca

Store hours  
Tuesday to Thursday  
11 to 5  
Saturday 11 to 4  
Outside these hours, call  
905-640-5635 and leave a  
message or send an e-mail  
to annsfabrics@bellnet.ca


*Quilt quarters, purchase 4 get one free*





# QUILTING EVENTS

Page 11



# QUILTS

Made in Canada

Opens June 29  
Tickets at [rom.ca](http://rom.ca)


**ROM**

From the permanent collections at ROM comes a new exhibition highlighting some of the most visually intoxicating examples of artistry, community, and sustainability made in Canada: quilts. For more information, visit the [Royal Ontario Museum](http://RoyalOntarioMuseum) website.

## Save 15% off ROM Admission Offer

Attached is a special offer you can share with your community and their families. To save 15% off ROM admission, buy your tickets at [rom.on.ca](http://rom.on.ca) and enter the promo code: **YHQG**.

Sudbury and District Quilting and Stitchery Guild Presents:



## QUILTS ON THE ROCKS

### QUILTING & STITCHERY SHOW

19-20 OCT 2024 | 10am - 4pm | DAYS INN HOTEL 50 BRADY ST. SUDBURY

**QUILTING & STITCHERY DISPLAYS**  
**MERCHANT MALL**  
**QUILT APPRAISALS BY JUDY LYONS**  
**COMMUNITY QUILTS PROGRAM DISPLAY**  
**BOUTIQUE**  
**SILENT AUCTION**  
**AWARDS**

**\$10 ADMISSION**  
**SEE OUR WEBSITE: [WWW.SDQSG.COM](http://WWW.SDQSG.COM)**  
**CONTACT US: [SDQSG@GMAIL.COM](mailto:SDQSG@GMAIL.COM)**  
**KATHRYN: 705-822-1113**



Authorized Ontario Dealer of  
and Certified Service Techs for



519-241-6051  
[www.buythebolt.ca](http://www.buythebolt.ca)



## Experience the Grand National Fibre Arts Exhibition Live!

We are thrilled to announce that the Grand National Fibre Arts Exhibition will be embarking on a journey to art venues across Canada. This is your opportunity to immerse yourself in the intricate world of fibre arts, showcasing talent and creativity from all corners of the country. Be sure to catch this extraordinary exhibition when it arrives at a venue near you.



Welcome Rain by Bettina Matzkuhn

[Find a Venue Near Me](#)

A business card for Riverside FABRICS. The card has a white background with a decorative border of red and green patterned fabric. The logo features a stylized 'R' followed by the word 'Riverside' in a script font and 'FABRICS' in a bold, sans-serif font. Below the logo, the text reads: 'Specialists in Natural and Organic Fabrics. Unique Japan Import Fabrics. Toronto, ON In Person & Online www.riversidefabrics.ca'.

*Riverside* **FABRICS**  
Specialists in Natural and Organic Fabrics.  
Unique Japan Import Fabrics.  
Toronto, ON  
In Person & Online  
[www.riversidefabrics.ca](http://www.riversidefabrics.ca)

A business card for Ye Olde Fabric Shoppe. The card has a dark purple background with a decorative border of pink and white floral patterns. The logo features the words 'Ye Olde' in a script font and 'Fabric Shoppe' in a bold, serif font. Below the logo, the text reads: 'Exquisite designer fabrics, patterns and tools to delight and inspire your creative side! www.yeoldefabricshoppe.com'. At the bottom, the address and phone number are listed: '327 Erie St (corner of West Gore) 519-273-5773 Stratford, ON N5A 2N1 yeoldefabricshoppe@rogers.com'.

*Ye Olde* **Fabric Shoppe**  
Exquisite designer fabrics, patterns and tools to  
delight and inspire your creative side!  
[www.yeoldefabricshoppe.com](http://www.yeoldefabricshoppe.com)  
327 Erie St (corner of West Gore) 519-273-5773  
Stratford, ON N5A 2N1 [yeoldefabricshoppe@rogers.com](mailto:yeoldefabricshoppe@rogers.com)

# QUILTING EVENTS

Page 13



## **SAVE THE DATE**

**June 18-21, 2025**

Welcome & Award Ceremony:  
June 18 (evening)

Exhibit Hall Open June 19-21

International Centre, Mississauga, ON

6<sup>th</sup> annual virtual celebration of  
**International Quilting Day**

Keynote Speaker 1      Keynote Speaker 2

Free for YHQG members; \$25 non-member guests

**Save the date!**  
**March 15, 2025**





**Free for Guild members!**  
**Link will be sent by email.**



## All-Star Sampler Platter

Youtube Livestream Event  
6 hours of amazing demos  
by some of GQC's very best teachers

Saturday Sept 28, 3:00 – 6:00 pm US eastern

Dana Jones – Fabulous Freeform Table Runner  
Tina Curran – Whimsical Garden Raw Edge Floral Collage  
Ann Wasserman – How to Make Your Old Quilts Whole and Happy Again!  
MJ Kinman – Improv Gems  
Lynn Christiansen – Party with Wool Appliqué!  
Kathryn Pellman – Not So Mindless Scrap Quilts  
Mel Beach – Block Print & Play!  
Emma Powell – Picture Window Reverse Appliqué Dresden Plates  
Jenny Kae Park – Three Secrets for Beautiful Machine Binding

Sunday Sept 29, 3:00 – 6:00 pm US eastern

Tammy Silvers – Creating a Gradation from Your Fabric Stash  
Michele Crawford – Hand embroidery with Stitch 'n Peel  
Julia McLeod – Crazy Piecing that Won't Make You Crazy!  
Cookie Washington – Vessels of Love from Rags to Richness  
Margaret Willingham – Layer 1st. Quilt 2nd. Assemble 3rd.  
Ana Buzzalino – Trees, Trees and More Trees  
Natalya Khorover – Plastic Flower Garden  
Lisa Shepard Stewart – Freestyle Landscape Quilting with Jacquard Batiks  
Catherine Redford – Dorset Buttons – A Traditional English Craft

link will go live at the time of the event

<https://globalquiltconnection.com/sampler-platter-live-link-fall2024>





## PLACEMATS FOR MEALS ON WHEELS:

Our guild has decided to support this initiative and we are in the process of connecting with a Meals on Wheels program that would like to receive our placemats. In the meantime, if you are interested in making these items, please be assured that they will be put to good use. One-of-a-kind is great, but so is making a set of two for those who live with a partner. Creating placemats is a good way to use up smaller pieces of fabric or to try out a technique before investing in a larger project. There is no defined size, but I suggest a range within 16" wide and 14" high. If you have any questions, please contact me. We will be collecting placemats at a future meeting to be announced once we know where they will be donated. In the meantime, thank you for considering this outreach project for the coming year.

*Beverley M.*



Join Becky F., and some of your quilting friends, for a New York Beauty quiltalong. We will meet, via Zoom, at 10 am on the second Saturday of the month beginning October 12.

This project is flexible! You can work with 10 free New York Beauty blocks available online, design your own blocks, or choose blocks from another source. You can make any project you'd like: a set of placemats, a table runner; a throw, or a king size quilt. The New York Beauty quilt is traditionally made using foundation paper-piecing but Becky will share resources for paperless (or freezer-paper) paper piecing, hand piecing, and machine embroidery.

If you would like to work from an NYB pattern or NYB-similar pattern, you can do so. There are many available. EQ 8 users can choose from the extensive collection of New York Beauty blocks in the Block Library to design their own project. At 7 pm on Tuesday, Oct 22, Becky will host a special EQ 8 tutorial session for EQ 8 owners (or the EQ-curious) to learn more about how this software can help you plan and make your quilt.

To sign up for the project, please send an email to [NYBqal+subscribe@rcqg.groups.io](mailto:NYBqal+subscribe@rcqg.groups.io)

[Visit the FAQ](#) page on the Royal City Quilters Guild website.

---

If you have any Guild-related milestones to commemorate, please send your items to [yhggnewslettereditor@gmail.com](mailto:yhggnewslettereditor@gmail.com).

---

## NEXT ISSUE

Submissions for the October issue should be sent to [yhggnewslettereditor@gmail.com](mailto:yhggnewslettereditor@gmail.com) no later than **Friday, September 27**.



### President

Jody Jacobson

### Past President

Heather Briant

### Vice President

*vacant*

### Secretary

Lori Dunn

### Treasurer

May Powell

### Programming

Heather Quinn

Barb Kawasoe

### Workshops

Leslie Batt

### Membership

Joanne Laing

### Library

Shirley Stalford

### Community Outreach

Anne McLauchlan

### Website

Jacintha Bennell

### Social Media

Chriss Coleman

### Display & Competition

Susan Gaston

Leslie Batt

### Newsletter

Jan Reynolds