

Inside

Meetings	2
Workshops	4
Display & Competition	5
Our Advertisers	7
Guild Calendar	9
Quilting Events	9
Community Quilting	11
Virtual Tuesday	13
Library News	13
International Quilting Day 2024	15
This & That	16
Your Executive	18



Like us on
[Facebook](#)



Follow us on
[Instagram](#)



Visit us at
www.yhgg.org

York Heritage Quilters Guild
PO Box 35510
2528 Bayview Avenue
North York, ON M4P 2Y4



Hello Everyone!

You may have been hearing that the Guild is in the very early stages of planning for the 2025 Quilt Show. I'm sure you're thinking – *didn't we just have a quilt show?!* But of course, the planning takes many months and requires numerous volunteers. I'd like to extend a special thanks to the volunteers on the pre-planning committee who have been doing their due diligence on venue selection. I'm especially excited to report that we

have our Quilt Show co-chairs in place for 2025! **Anne M. and Heather B.** have graciously agreed to take on this important event for the Guild. I'm sure you're with me when I say, THANK YOU – we know we are in good hands! Anne and Heather will be reaching out in the coming months as they begin to establish the Quilt Show Committee.

You will have seen a recent email distributed asking for feedback on the future of Virtual Tuesdays. These meetings, hosted by Lori D. and Brandie W., have been exceptionally well attended and have offered a variety of different quilting topics, tutorials, speakers and discussions. It's not possible to offer these events without volunteer commitment and Lori and Brandie have been exceptional volunteers as I know everyone is aware. They would now like to take a step back so they can do other things and are looking to transition Virtual Tuesday into something new and sustainable for the future. The message emailed is also included in this newsletter on [page 14](#). I hope you will read it and email yhgg.virtualtuesday@gmail.com with your input. It's this input that will help shape the future of Virtual Tuesdays.

You'll be able to read about all the upcoming lectures, workshops and events in the newsletter but I would like to draw your attention to **International Quilting Day** on Saturday, March 16. More information can be found on [page 15](#) and there's still time to register. It's free for guild members, \$25.00 for non-members, and promises to be a great day (and there will be prizes!)

I look forward to seeing everyone on Zoom at the next Guild meeting on **March 19**. In-person meetings will be back in April.

Thank you and happy quilting!

Jody Jacobson—President
yhgg.president@gmail.com



Meetings in September, October and November are hybrid and will be available online by Zoom and in-person at the Toronto Botanical Garden. Our January, February and March meetings will be held virtually through the Zoom platform. April and May meetings are hybrid (both in-person at Toronto Botanical Gardens and on Zoom).

Doors will open at 6:45 pm. The meeting will begin at 7:00 pm, and run until 9:00 pm.

Invitations to the all meetings on Zoom, including the link to the meeting, are sent a few days prior to each meeting.

Meetings will not be recorded this year.

If you need assistance to join the Zoom meeting, please contact one of the following people:

Apple users (MAC, iPad, or iPhone) user, please contact Chriss C. at either 289.383.0555 or quilts@chrisscoleman.ca

PC users, please contract Sandra Y. at 416.523.0488 or oudaze@hotmail.com

If you are unfamiliar with Zoom and its controls, you can view the [YHQG Zoom Orientation video](#) prior to the meeting. And if you still have questions, join the meeting early and one of our Tech Team will be happy to help.


Prior to joining the meeting, we ask that you turn off any computer notifications you have (on your email account, for example) so we won't have dinging and donging going on during the meeting.

Once the meeting begins, please mute yourself to eliminate background noises.

March 19 (Zoom meeting)

Meredith Woolnough
Embroidered Art for Nature Lovers

<https://meredithwoolnough.com.au/>
[@meredithwoolnough](#)



Australian artist Meredith Woolnough's elegant embroidered drawings capture the beauty and fragility of nature in knotted threads. Through the use of freehand machine embroidery and soluble materials, Meredith is creating the natural world anew. Join us to hear her story, see how she translates her inspiration in thread and learn a little bit about her technique.

Upcoming Meetings

April 16 (Hybrid) - **Pat Pauly**—Walk on the Wild Side: Finding Your Style in Contemporary Art Quilts

May 21 (Hybrid) - **Community Quilting**



Knife Sharpening – May 21

We're pleased to offer the services of **Danforth Knife Sharpening** in person at our May guild meeting! Theo will be set up in the hallway at Toronto Botanical Garden between 6:15 and 9:00 pm on Tuesday, May 21 to sharpen sewing shears, pinking shears, snips (blades must be longer than 2") and kitchen knives. First priority will be given to shears, then knives, to make sure as many members as possible can get their sewing tools back into tiptop shape!

Visit <https://danforthknifesharpening.ca/pricing/> as well as the online FAQs for further details. Pinking shears are included at the same price as bevelled scissors. Theo is kindly offering our members a 10% discount during our May guild meeting event.

Photography and Filming at Meetings

As our meetings now involve photography and filming on a regular basis, we want you to understand the potential impact on your privacy. Generally, posts on our website and on social media are of quilts, not of people, and we generally avoid showing closeup images of faces whenever possible. As an example, when our white glove people hold up quilts, those photos are cropped to remove any personal images as a standard practice.

Starting with our next in person/hybrid meeting in April, a notice will be posted at our membership/greeting table that advises *Filming/photography is taking place at this event. Images may be shared with our members and on our website or social media. Let the photographer know if you would prefer not to be photographed. Please do not take personal photos of attendees without asking permission.* You can find the photographer(s) in the room who will be wearing a lanyard and badge that says PHOTOGRAPHER.

Our membership form is also being adjusted to include the following note:

Our meetings are held using online meeting technology; recordings are for members only. Photographs may be posted on our website and social media. If you do not want your image included, please keep your camera off during Zoom meetings and identify yourself to the photographer at any in person meetings.

Please direct any questions to yhqq.president@gmail.com

WORKSHOPS

Page 4



Location

Workshops for the 2023-2024 guild year will be held on the Zoom platform.



Workshop Hours

9:30 am to 3:30 pm, unless otherwise noted

Registration

Please note that workshop space is limited. Please sign up early. Your registration is not confirmed until payment is received.

Fees

	Members	Guests
Full Day	\$75	\$85
Half Day	\$35	\$45

Email workshops1819@gmail.com to confirm your spot. Then pay by e-transfer or on our Square site.

Payment may be made by cheque, cash, [credit card \(Square\)](#) or by e-transfer to treasurer.yorkheritage@gmail.com.

Some workshops require a kit fee, which is payable with the registration fee.

Cancellation fee is \$25.

Workshops Chair

Leslie B.

Friday March 8 — Cristina Arcenegui Bono

Borders & Sashing Galore

Time: 9:30 – 12:30
3 hours
Skill level: all



Students will learn how to create unique borders (wide and narrow) and sashing motifs for your quilts. With very little marking, you will learn to tackle those wide borders very easily. You will leave the class with plenty of designs to try on your next quilt.

Wednesday April 24 — Pat Pauly

The New Big Leaf

www.patpauly.com

Full day
Time: 9:30–4
Skill Level: all
Pattern Fee USD\$15

Build this large graphic leaf using freezer paper to form the design templates for a final 24" x 24" hanging, or combine with three additional blocks to make a stunning art quilt. Pat Pauly will show you how to transform a line drawing into templates, how to choose fabric and color, and assemble this "Big Leaf." At the end of this class you will know how to translate your own designs using this freezer paper method.



WORKSHOPS

Page 5

Edyta Sitar Alaska Quilt-Along

In 2023, Royal City Quilters' Guild joined with York Heritage Quilters Guild and Waterloo County Quilters Guild for a quilt-along to work on Tula Pink's Butterfly Quilt 2.0.

Participants enjoyed working together on the project and made plans for a quilt-along for the 2023-2024 guild year. The project is Edyta Sitar's Alaska quilt.

[Visit the Royal City website](#) for FAQs and details on how to join. The first quilt-along was October 21, but it's not too late to join in!



Rainbow colourway available from Quilting by Design
Aurora Borealis colourway available from Mad About Patchwork

DISPLAY AND COMPETITION

March 19th Show and Share Deadline:

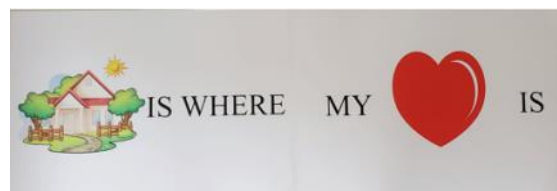
Please submit your photos and description of your items by 12:00 p.m. (noon) on Monday, March 18th to yhQG.zoom@gmail.com. Thank you!

Update on our “Home is Where My Heart Is” President’s Challenge

A big “thank you” to the 21 members who have sent in their pledge forms to complete our President’s Challenge. We are looking forward to seeing your pieces at our May meeting either in person or on-line through Zoom.

Once you have finished your Challenge piece, please send an email with a photo to YHQG.zoom@gmail.com.

*Leslie B. & Susan G.
Display & Competition Co-Chairs*



PLEASE SUPPORT OUR ADVERTISERS

Page 6



**Sew TECHNICAL
& creative**

NOW AT 110 MAIN ST N UXBRIDGE!
905-716-9775 www.sewtechcreate.ca

**SEWING MACHINES
SALES • SERVICE • SUPPLIES • EDUCATION**
and as of 2023: authorized **BERNINA** dealer!

An online fabric store in London Ontario



Alexander Henry Fabrics
Cotton wovens
Zippers and pulls
Bag hardware
Interfacing
Waterproof canvas
Vinyl
and more!

<https://myfabricdresser.ca>
Socials @myfabricdresser



**Kalidoscope
OF QUILTS**

KAREN PAYTON

17528 Elginfield Road
St. Marys, Ontario N4X 1C6
226-661-4004
karen@kalidoscopeofquilts.ca
www.kalidoscopeofquilts.ca



**Watergirl
Quilt Co.**

235 King St W, Prescott ON
www.watergirlquiltco.com

**Classes
Retreats!**

Fabrics, notions, and more to inspire you on your creative journey! Supporting you from your first cut to the quilting when you rent our Q20 BERNINA longarm.

Authorized **BERNINA** Dealer

Do something that makes you smile!
Follow us on Facebook, Youtube, Pinterest & Instagram



Barb's Custom Quilts

Memory Quilts
Longarm Services

www.barbscustomquilts.ca
Barb.morrison@rogers.com
416 ■ 706 ■ 2509



**Stitchwork
Studio**



**Longarm
Quilting Services**

Jody Jacobson
www.stitchworkstudio.com
jody@stitchworkstudio.com
[@stitchworkstudio_quilts](https://www.facebook.com/stitchworkstudio_quilts)

2-week turnaround
Pick up can be arranged from
Toronto, Uxbridge & Orillia
Mail-ins welcome

PLEASE SUPPORT OUR ADVERTISERS

Page 7




Quilted Memories

- Computerized Machine Quilting Service
- 400 Bolts of 108" Wide Quilt Back
- Basics, blenders, precuts and more!
- Mail-in option

Contact Michelle:



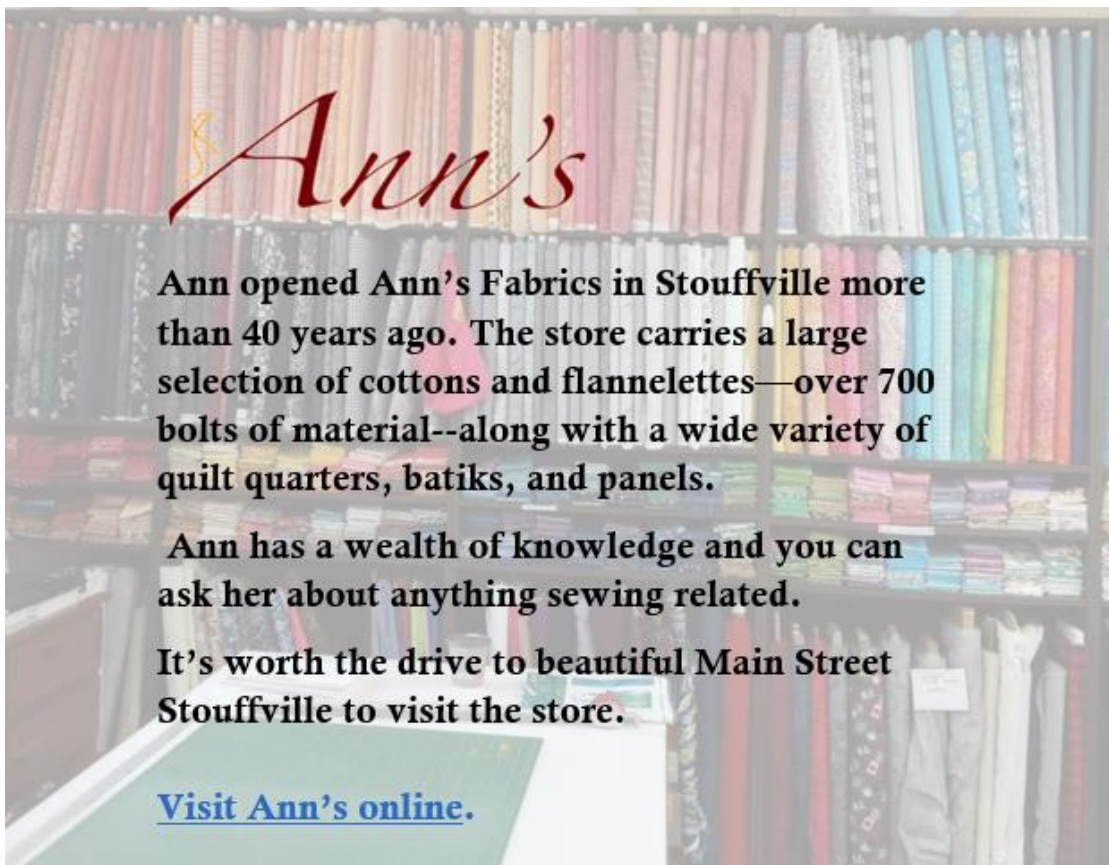
4319 Hartfield Grove,
Mississauga, ON



416-244-2815



quiltedmemories.ca



Ann's

Ann opened Ann's Fabrics in Stouffville more than 40 years ago. The store carries a large selection of cottons and flannelettes—over 700 bolts of material--along with a wide variety of quilt quarters, batiks, and panels.

Ann has a wealth of knowledge and you can ask her about anything sewing related.

It's worth the drive to beautiful Main Street Stouffville to visit the store.

[Visit Ann's online.](#)

GUILD CALENDAR & QUILTING EVENTS

Page 8

February Calendar

Day	Date	Time	Activity
Monday	Weekly	9:00 am—3:00 pm	In-person CQ Sew-Along at Stan Wadlow
Tuesday	Weekly	9:00 am—3:00 pm	In-person CQ Group at East York Community Centre
Tuesday	Weekly	10:00 am—12:00 pm	Zoom CQ Sew-Along
Thursday	Weekly	12:00 pm—4:00 pm	In-person CQ Group at 200 Madison
Saturday	Weekly	10:00 am—12:00 pm	Zoom Sew-Along
Friday	March 8	9:30 am—12:30 pm	Zoom Workshop: Cristina Arcenegui Bono – Borders & Sashing Galore
Tuesday	March 12	7:00 pm—8:30 pm	Zoom Virtual Tuesday—Disappearing Blocks
Saturday	March 16	9:00 am—4:00 pm	International Quilting Day (Zoom)
Tuesday	March 19	7:00 pm—9:00 pm	Monthly Guild Meeting (Zoom) Meredith Woolnough—Embroidered Art for Nature Lovers
Tuesday	March 26	7:00 pm—9:00 pm	Guild Executive meeting
Friday	March 30		Newsletter submission deadline

Museum Events



Quilts: Made in Canada—ROM Exhibit coming June 29, 2024

From the permanent collections at ROM comes a new exhibition highlighting some of the most visually intoxicating examples of artistry, community, and sustainability made in Canada: quilts.

For more information, visit the [Royal Ontario Museum](https://www.rom.museum) website.

The Secret Codes: African Nova Scotian Quilts

Dates: Oct 28, 2023 - Apr 28, 2024

Location: The Textile Museum of Canada

The Secret Codes: African Nova Scotian Quilts brings together historic and contemporary quilts from makers connected to Nova Scotia, embodying the stories and voices of the community. Curated by David Woods, this exhibition includes more than 35 quilts and a selection of 8 paintings that highlight the various functions of quilts over time: as decorated blankets in the home, as possible codes of communication for enslaved people seeking freedom, as records of family history, as a celebration of Black women and culture, and as inspiration for other art forms.

Organized by BANNs (Black Artists Network of Nova Scotia).

<https://textilemuseum.ca/event/the-secret-codes-african-nova-scotian-quilts/>



QUILTING EVENTS



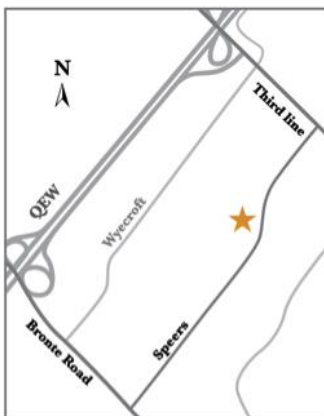
The Oakville Quilters' Guild presents

Quilted EXPRESSIONS Quilt Show

April 19 & 20, 2024
10am - 4pm

\$10 admission
Cash and Debit Accepted

Over 150 quilts
Raffle Quilts
Vendor Market
Tombola & Cafe
Demonstrations



OE Banquet &
Conference Centre
2245 Speers Road
Oakville, Ontario
L6L 6X8



THE ORILLIA QUILTERS GUILD PRESENTS:

'FROM OUR STASH TO YOURS' SALE

Fabric, Notions, Patterns, Books, Tools

+Bake Sale

+Boutique of Handmade Items and Quilts
(Cash or Debit)

Sat. April 27, 2024 12:00-5:00

Ramara Centre

5482 HWY 12, Ramara ON L3V 8J2



Rouge Valley Quilters' Guild

"Quilts from the Valley" - May 3 & 4, 2024

Quilt Show
May 3 & 4, 2024

Friday - 10 am - 7 pm
Saturday - 10 am - 5 pm

Forest Brook Community Church
Ajax, Ontario L1T 4N2

- ◆ Guild Members' Quilt Exhibition
- ◆ Members' Challenge Display
- ◆ Merchant's Mall
- ◆ Guild Cafe and Guild Boutique
- ◆ Raffle Quilts - 3 quilt prizes to be won
Draw: Saturday, May 4, 2024 at 4 pm
- ◆ Silent Auction and Treasure Room
- ◆ Quilting Demos and much more...

Proceeds of the 2024 Quilt Raffle to support
RVQG Community Service Projects
City of Toronto Lottery Licence M824082



QUILTING EVENTS

- Beautiful Quilts
- Vendors Mall
- Boutique Shopping
- Featured Quilter: Judy Graham
- Delicious Café
- Accessible Parking & So Much More!



STITCHING TOGETHER
QUILT SHOW 2024

\$10
Admission



Scugog Community Centre
155 Reach St
Port Perry, Ontario

Friday May 10	Saturday May 11
10-6	10-5

D.O.T.S.
(Dunnville's Own Tiny Stitchers)

Garden of Quilts

Friday May 31, 2024 10am-6pm
Saturday June 1, 2024 10am-5pm

No. 6 RCAF Museum, 536 Port Maitland Rd., Dunnville

Admission - \$10.00 Children under 10 free

*Food Trucks *Vendors *Boutique *Silent Auction
*Special Guest – Vanessa Genier of Quilts for Survivors

Contact Debra Rolfe at 289-214-4166 for more information or raffle tickets.



Note: The museum will be open for tours during the quilt show

Hamilton Quilters' Guild presents:



QUILT SHOW DATES

Fri May 31st, 2024

10am to 6pm

Sat June 1st, 2024

10 am to 4pm

WHERE?

Ancaster Fairgrounds
630 Trinity Road South
Jerseyville, ON L0R1R0

Admission \$10

(Cash Only)

Buses Welcome
Wheel Chair Accessible

Viewer's Choice
Member's Boutique
Merchant Mall
Tea Room
Demonstrations



www.hamiltonquiltguild.ca

Quilts on the Grand 2024



Fri., June 7th • 10am to 7pm

Sat., June 8th • 10am to 4pm

Centre Wellington Community Sportsplex

550 Belsyde Ave E., Fergus, ON



Display of Quilts
Quilt Challenge
Contest
Vendors
Lunch/Tea

FREE Parking
Wheelchair Accessible
Admission \$10

www.grandquiltguild.ca

COMMUNITY QUILTING



Community Quilting Projects

- Prepared tops for quilting
- Block kits for piecing in three pattern choices
- Quilting kits of top, batting, and backing fabric
- Slab block kits/make your own

We have pick up/drop off locations around the city. Please call first to arrange a mutually convenient time.

North: Finch & Bathurst

Leslie B.
416.221.5437 or cell 416.805.3237

Central: Yonge & Lawrence

Anne M.
416.817.1665

Midtown: Avenue Rd & Eglinton

Wendy D.
416.486.8378

East: St. Clair & Kingston Road

Irena H.
416.320.5024

Community Quilting Groups

Join a virtual CQ sew-along on Tuesday or Saturday mornings. Zoom links are sent out to all members each week. Or join us in person on Mondays at Stan Wadlow Community Centre or Tuesday at the East York Community Centre. Check your email for registration information.

Community Quilting Chair

Anne M.

Thank you to everyone who has been diligently working on quilts, tops and blocks for CQ this past month! I can't thank specific people, because I'm currently in the sunshine state and haven't seen the donations, but I'm looking forward to seeing what people have been up to once I return home in March.

We did, however, make a donation in early February.

Twenty children's quilts were donated to New Circles Community Services (see more information about New Circles in the section about our May meeting, below), who will give them to clients with new babies.

Please remember that our March meeting will be on-line, but we still want to keep our CQ program going. You can use our in-person and drop off locations to pick up quilt sandwiches, a kit, or drop off finished quilts for CQ. There is more need than ever in our community!

About our community quilting program:

We currently have THREE groups that meet in person from September to June at community centres or other locations in Toronto. At least one of these groups continues (at a different location) during the summer months.

The Monday in person group meets every Monday (with a few cancellations for holidays or other events) at Stan Wadlow Community Clubhouse, located at 373 Cedarvale Avenue, Toronto, from 9:00 to 3:30. Members bring their own sewing machines, projects and supplies, but there's usually a few kits available for someone who wants a new project. There's a kettle for tea, and people usually bring a lunch.

The Tuesday in person group meets every Tuesday with a few cancellations for holidays or other events) at East York Community Centre, located at 1081-1/2 Pape Ave., Toronto, from 9:30 to 2:15. There are a few Guild owned sewing machines there, and members typically work on guild projects, like sandwiching tops, making backs, or other projects. Again, there's a kettle for tea, a microwave for warming things up, and people usually bring a lunch.

Our newest in person group is located at 200 Madison Avenue (enter through glass doors off MacPherson Avenue), Toronto, and runs on Thursdays from 12:00 to 4:00. In addition to being open to members, this meeting is open to residents of 200 Madison and neighbouring buildings, the hope being that people will come to learn different sewing techniques. There are three Guild owned sewing machines there, and members typically work on projects under the guidance of Janet P. and Mical P. Again, there's a kettle for tea and a microwave for warming things up.

There's an expectation that people who attend one of the in person sessions will spend at least half of their time working on CQ projects, but anyone is welcome to drop in to have the group help to sandwich a quilt of any kind (we have raised tables to work on, so it's much easier!), to drop off finished items, or even just to have a chat. For people who are new to quilting, coming to some of these sessions is a great way to learn new skills from experienced quilters and designers.

thank
you!

COMMUNITY QUILTING

Page 12

We also have two online Sew-Alongs each week, on Tuesdays and Saturdays; these run throughout the year, with few cancellations. People work on personal or CQ projects at home while talking to other members...it's amazing what one can learn at these sessions! These sessions were started during the pandemic, and were intended to be more of a social opportunity for our members; they're a great way for out of town members to stay in touch and for new members to connect with other members.

During the pandemic, we set up drop off and pick up locations at several members homes in different locations in the city, to help keep our CQ program running, and we're still keeping these locations going. People can generally pick up a quilt sandwich or kit at these locations, or can drop off finished items. The locations and contact information are set out on the previous page; please contact the member you want to visit, in order to arrange an appropriate time.

Do You Have Orphan Blocks Hanging Around Your Home? Get Ready for Community Quilting Night!

At our May Guild meeting, we'll be having our Community Quilting night. Instead of sitting theatre style, watching presentations and listening to lectures, you'll be able to sit with new and old friends at round tables, doing hand sewing (bring your sewing kits), eating delicious cookies, and maybe winning a prize! You'll also get to watch a power point presentation of photos of lots of the quilts donated to CQ over the past year.

This year, we have a unique project for everyone to work on.

New Circles Community Services, a clothing bank and service provider in the east end, put out a call for reusable shopping bags in its December newsletter, to be used by their clients to take home their clothing from New Circles, and for their clients' future use for shopping purposes.

We're delighted to say that the Guild is going to help them out at our May Community Quilting evening!

Bring your beautiful orphan blocks (between 6 and 10 inches finished) to our May meeting, and you can then applique them to plain cotton bags purchased by the Guild for this purpose. If you want to add additional embroidery elements to the bags, feel free!

After the meeting, these beautifully decorated bags will be delivered to New Circles, where they will undoubtedly be treasured by their clients for years to come!

If you have extra orphan blocks that you don't mind donating to the cause (Mini Mod blocks, anyone?), feel free to bring them in and they can be used by those of us who don't yet have a stash of orphan blocks. We'll also have some blocks that have been acquired by CQ over the past year or so, so if you don't have orphan blocks, or want to save them for your own projects, we'll have something for you to work with.

If you can't make the May meeting, but still want to participate in this worthy project, you can mail blocks in to us before the meeting, or you could even make your own shopping bag that evening and send it to us after the meeting. Items can be mailed to Anne M. at 108 Chudleigh Avenue, Toronto, M4R 1T6.

If we end up with extra orphan blocks, don't worry! We'll save them for the next Guild Quilt Show, for sale in the shop; they're one of the Guild Shop's best sellers!

Anne M.

Community Quilting Chair



Quilts for Survivors “Volunteer Village” project

Quilts for Survivors has recently asked their supporters to join them in making a volunteer “village” quilt (Facebook post February 25). Details and a [pattern](#) for a house block are available on their [website](#). York Heritage is continuing to make regular donations of quilts to Quilts for Survivors but this might be a fun and manageable contribution, especially if you want to try out a house block as part of your preparations for your President's Challenge entry.



VIRTUAL TUESDAYS

Page 13



All guild members will continue to receive the YHQG Virtual Tuesday Zoom link in an email on the Saturday preceding the second Tuesday of the month. Since these Zooms are casual and open discussion is encouraged, they will not be recorded. If you sign up with an "I'm In" email, then you will also receive the Virtual Tuesday re-cap after each Zoom session. No need to enroll each month, ONCE is plenty! (And you can cancel at any time.)

Virtual Tuesday email:
yhQG.virtuالتuesday@gmail.com.

Lori D. and Brandie W.
yhQG.virtuالتuesday@gmail.com

Date: **Tuesday, March 12**
Time: **7:00 to 8:30 PM**
Topic: **Disappearing Blocks**

We will be showcasing the disappearing blocks that members have made, some using technology to mock up quilt designs. Since this is all done virtually using zoom, we are asking any interested members to create Disappearing Blocks in their home sewing studios and email us these 3 in-process photos before **March 10th**.

- 1st photo of the simple traditional, starter block
- 2nd photo of the cuts they made to that block before rearranging the segments
- 3rd photo of the reassembled block segments, re-sewn, or if you are short on time, just photographed with the segments rearranged into the final format

AFTER the March 12th Virtual Tuesday meeting Lori and Brandie will collect these "reappeared blocks" and assemble them into children's quilts for Community Quilts. Hopefully we will have one or two finished quilts to showcase at the May guild meeting.

If you want to make some blocks to contribute, a PDF with full details can be downloaded [HERE](#).

Sign up to participate [HERE](#).

We would like to receive your emailed photos before March 10th!

Brandie and Lori
yhQG.virtuالتuesday@gmail.com

LIBRARY NEWS

New items will be available at our in-person April meeting. Please see next month's newsletter for details.

Shirley Stalford
Library Chair



VIRTUAL TUESDAY TRANSITION

The current Virtual Tuesday format will end after the May 2024 session.

Many, many thanks to Lucy Garvin, who hosted season 2021-2022, with a theme “Scraps and Scrappy” as another online connection during the pandemic lockdowns. Currently, Brandie and Lori have hosted seasons 2022-2023 and 2023-2024. The meeting was renamed “Virtual Tuesday” and the monthly sessions expanded into new topics but kept a strong tie to its scraps and scrappy origins.

By the numbers:

- 110+ on the recap mailing list
- Approximately averaging 65 members attending per session
- 3 outside guest contributors (Barb’s Custom Quilting, PreQuilt, Fabric Spark)
- Approximately 24 sessions (almost 8 per season)

Ideas for the future:

1. Continue in a similar format with new hosts or a team of hosts (new hosts get to set their own format parameters. Lori and Brandie will definitely help with the behind-the-scenes activities so that it doesn’t have to be completely reinvented.)
2. Reduce the number of sessions to 1 or 2 per year, hosted by Brandie & Lori, with member suggested content, no content requests - no session! Think of this as a member-led workshop or panel discussion.
3. Change the monthly format to less content and more social, hosts rotate monthly so no one person is on the hook for each session every month. Very unstructured “themes” for the sewing time could include: a block design suggestion by dice roll or random draw; a goal of CQ destined output, one month is placemats, another is pillowcases; group collaboration on the president’s challenge and other ideas suggested by members.

Benefits - Reasons to continue

- guild activity for out of town, remote members or members who can't make it to in person meetings
- low cost
- tie in with community quilts or quilt alongs already running
- guild community connections are reinforced

Cons - Reasons to discontinue

- pandemic is “over” and members don’t want virtual sessions
- member led workshops are less professional or thorough perhaps
- no need for additional guild activities, there is already full calendar
- no one wants to host, or suggest content, so that is that!

We are not going to develop a survey. We would like for members to [email](#) us with their thoughts, suggestions, or advice! We will collate these responses and pass the results back to the group for a decision. And if no responses are forthcoming, then that means it will be discontinued at the end of the season, after May 2024.

In closing, there are no right or wrong answers, no hard feelings, things just run their course sometimes and then there is space for new ideas to pop up! We have had a lot of fun doing these sessions and it has been so rewarding.

Brandie & Lori

INTERNATIONAL QUILTING DAY 2024

Page 15

INTERNATIONAL QUILTING DAY

ALL DAY VIRTUAL CELEBRATION

KEYNOTE SPEAKERS

KAFFE FASSETT LAURA COIA DANA E JONES



SATURDAY 16 MARCH 2024
ADMISSION: \$25

ADDITIONAL SPEAKERS - VENDORS
PRIZE DRAWS - VIRTUAL QUILT SHOW

FOR MORE DETAILS & TO REGISTER:
WWW.IQDONLINE.COM

Register Now!

**Saturday, March 16,
2024**

Registration is still open for International Quilting Day on **Saturday, March 16, 2024**. Registration is free for members of our Guild and the other sponsoring guilds. Visitors may join the festivities for \$25.

We are pleased to announce that we will have three keynote speakers this year:

- Kaffe Fassett, Colour Inspiration
- Dana Jones, Pagtinabangy: The Quilts and Quiltmakers of Caohagan Island
- Laura Coia, Sew Very Easy

Some of the other events you can look forward to this year include:

- a vendor showcase;
- sessions from a variety of presenters; and
- door prizes!

Free for
Guild
Members!

Visit the IQD website for more information about IQD and click [here](#) to register for the big day. Help spread the word on your social media accounts. *See you at the celebration!*

Special Discount from Ormkraft.com

In honour of International Quilting Day (March 16), we have issued a code for 15% off all Ormkraft Brand products on our website. We are hoping to add a couple of new products over the winter and these may also be available. We may also offer some limited time bundles.

The code, which may be used by ANY guild in Canada is: **IQD2024_15**

The direct link to our website is https://ormkraft.com/discount/IQD2024_15

The code is in effect from March 1, 2024 to midnight March 31, 2024, MST.



Spring Cleaning?

Because the charity we'll be supporting at our May CQ meeting is a clothing bank, we thought we'd set up a few boxes at the meeting and members who have done their spring cleaning can drop off used (or new!) summer clothing and shoes for us to take to New Circles. Clothing and shoes must be clean and in good repair. Apparently, there's always a need for running shoes for children, so if you have children or grandchildren who have outgrown their shoes (without wearing them out!), please bring them in. Please don't bring out of season clothing, as New Circles doesn't have space to store it.



June 19-22, 2024

**Registration now open for CQA members
Registration open to all March 6**



Pieciful Night Quilters Guild

As the Pieciful Night Quilters Guild winds down, we're still looking to connect with past PNQG members (who are YHQG members) as well as invite anyone who might want to come as a guest.

Rachel Derstine

"Bringing Architecture to Life" (March 13 - virtual)

Vicki Conley

"Inspired by the National Parks" (April 10 - virtual)

Fuzzy Mall

"Textile Portraiture" (May 8 - in person)

Former PNQG members can attend free of charge (guests \$10). Sign up on the PNQG website.

For more info and registration: <https://www.pnqg.ca/program/>



Guelph Sews for Quilts of Valour

Save the Dates

- Sept 25: 10:30 to 4:30
- Nov 13: 10:00 to 4:30
- Jan 15: 10:00 to 4:30
- March 11: 10:00 to 4:30

**Royal Canadian Legion
57 Watson Pkwy, S in Guelph**

Visit royalcityquiltersguild.ca to learn more or
email rcqg.qov@gmail.com

Help raise important funds with a chance to win!

GRAND PRIZE: From Tradition to Non-Tradition: a quilt designed, created and sewn by Sandra Small Proudfoot. Machine quilting by Mary Light of Temiskaming Shores.

2ND PRIZE: \$200 gift cards for **Winners | HomeSense | Marshalls**

3RD PRIZE: \$100 gift certificate for dinner at **Bluebird Café and Grill**



Photo credit: Pete Paterson



Sandra Proudfoot

Artist Statement:

Quilts have long provided an outlet for creative expression, from the pioneer women of years past to the quiltmakers of today. This quilt is titled From Tradition to Non-Tradition. The traditional patterns are displayed on the borders of the quilt and the central design is created by its designer and quiltmaker. Traditional quilts are often referred to as our 'grandmother's quilts.' They are made from patterns which have been passed down from generation to generation of quiltmakers for decades and which have become a 'tradition' with many quiltmakers. This quilt is designed to fit a queen-sized or twin bed. Quilts are made with love, and received with love.

Tickets \$10 each or 3 for \$20
750 tickets printed

Ticket sale locations can be found here:
www.familytransitionplace.ca



Draw to take place on March 20, 2024, 11 a.m.

Family Transition Place (FTP)—20 Bredin Parkway, Orangeville.

You do not need to be in attendance to win.

Licence # M 841760
Charity # 107376378RR0001

All proceeds to support the personal-care needs of the women and children accessing FTP's shelter, counselling and outreach services.



Do you have an extra sewing machine?

One of the residents who is participating in the newest Community Quilting location at 200 Madison Ave. is in need of a basic sewing machine (in good working order). If you (or someone you know) have one you're willing to donate, she would be very grateful. Please contact Janet P.

You can read the full store [here](#).

DAN RATHER AND TEAM STEADY
FEB 22



READ IN APP



Credit: PEN America/Damarcus Adisa

Jan Reynolds

Submissions for the next issue should be sent to yhggNewsletterEditor@gmail.com no later than **Friday, March 30.**