

YHQG

Next meeting:

Hybrid Meeting (In person and Zoom)
Tuesday, November 21, 7:00 pm
Doors open at 6:00 pm

Program:

Johanna Masko
Modular Quilting: Making Big Quilts at Home
Members Holiday Sale

November 2023

Volume 45 Number 3

Inside

| | |
|---|----|
| Meetings | 2 |
| Library News | 3 |
| Workshops | 4 |
| Our Advertisers | 7 |
| Guild Calendar | 9 |
| Quilting Events | 9 |
| Community Quilting | 10 |
| Display & Competition | 12 |
| Virtual Tuesday | 13 |
| International Quilting Day 2024 | 14 |
| This & That | 15 |
| Your Executive | 16 |



Like us on
[Facebook](#)



Follow us on
[Instagram](#)



Visit us at
www.yhgg.org

York Heritage Quilters Guild
PO Box 35510
2528 Bayview Avenue
North York, ON M4P 2Y4



Hello Quilters!

What a fun presentation by B J Reid at our October meeting! Her trunk show covered a wide variety of quilting styles from traditional to modern and beyond with extensive beadwork and other finishes, accompanied by insightful commentary about the inspiration of each piece. It was a pleasure to see her work and celebrate an outstanding artist and guild member.

At our November 21 guild meeting we welcome Johanna Masko as our guest speaker on the topic of Modular Quilting – Making Big Quilts at Home. If you want to finish all the quilts that are in your stash, Johanna will give you lots of tips and tricks to help make it happen. Please also see her workshop offerings on November 23 and 29 – they will be productive sessions!

Also at our November meeting, we will have our members sale – the first in many years! Please come early as the sale starts at 6 pm and members are busy finishing their handcrafts and other items to sell just in time for the holiday season. To round things out, there will also be a Community Quilting fabric sale and a Library sale – bring lots of cash! We are supporting Nonnina's Table again this year, so please take a look inside this newsletter for more information on how to contribute to this worthy cause.

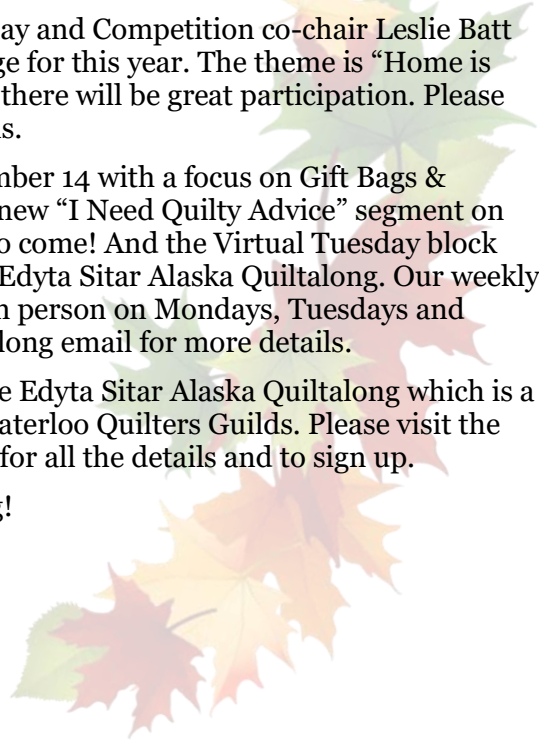
At our October meeting, the Display and Competition co-chair Leslie Batt launched our President's Challenge for this year. The theme is "Home is Where My Heart Is" and I'm sure there will be great participation. Please see this newsletter for more details.

Virtual Tuesday returns on November 14 with a focus on Gift Bags & Shopping Totes. Don't miss their new "I Need Quilty Advice" segment on sewing machines – more details to come! And the Virtual Tuesday block progress this year aligns with the Edyta Sitar Alaska Quiltalong. Our weekly Sew Alongs continue online and in person on Mondays, Tuesdays and Saturdays – see the weekly Sew Along email for more details.

There's still time to register for the Edyta Sitar Alaska Quiltalong which is a joint event with Royal City and Waterloo Quilters Guilds. Please visit the Royal City Quilters Guild website for all the details and to sign up.

In the meantime, keep on quilting!

Heather Briant—President
yhgg.president@gmail.com





Meetings in September, October and November are hybrid and will be available online by Zoom and in-person at the Toronto Botanical Garden. Our January, February and March meetings will be held virtually through the Zoom platform. April and May meetings are hybrid (both in-person at Toronto Botanical Gardens and on Zoom).

Doors will open at 6:45 pm (6 pm on November 21 for the Holiday Sale). The meeting will begin at 7:00 pm, and run until 9:00 pm.

Invitations to the all meetings on Zoom, including the link to the meeting, are sent a few days prior to each meeting.

Meetings will not be recorded this year.

If you need assistance to join the Zoom meeting, please contact one of the following people:

Apple users (MAC, iPad, or iPhone) user, please contact Chriss Coleman at either 289.383.0555 or quilts@chrisscoleman.ca

PC users, please contract Sandra Yen at 416.523.0488 or oudaze@hotmail.com

If you are unfamiliar with Zoom and its controls, you can view the [YHQG Zoom Orientation video](#) prior to the meeting. And if you still have questions, join the meeting early and one of our Tech Team will be happy to help.

Prior to joining the meeting, we ask that you turn off any computer notifications you have (on your email account, for example) so we won't have dinging and donging going on during the meeting.



November 21 (In Person meeting)

Johanna Masko **Modular Quilting: Making Big Quilts at Home**

johannamasko.com
[@jmaskoquilts](https://www.instagram.com/jmaskoquilts)

Johanna Masko is an award-winning Toronto-based textile artist and designer. Born and raised just south of Detroit, she holds a Fine Arts degree from the University of Michigan. Her mother, an avid textile crafter with a variety of interests, let her start with a needle, thread, and some scraps around the age of four. She has been sewing ever since.

Efficient construction techniques that speed the creative process while also preserving a high level of craftsmanship are a focus in Johanna's work.

Johanna draws inspiration for her textiles from a variety of unconventional sources. Often called a skilled colourist, she strives to build confidence in both colour and technique in her many patchwork, quilting and cross stitch students.



The focus of Johanna's lecture will be helping us better understand modular quilting, including methods to help you finish your big quilts at home. She will also be leading us in two workshops, Herringbone Patchwork (half-day, evening) and Secrets of a Patchwork Pro (full-day).

Members' Holiday Sale

Tuesday, November 21

Are those finished projects piling up in your home? Reserve a table to sell your handmade creations at our next meeting.

Any scent-free items are welcome. Members will be selling finished projects of all kinds, beautiful skeins of yarn and other items.

Sales will be cash-only so come prepared for some pre-holiday shopping!

Table rental is only \$20.00 for an 8-foot table.

Contact Jody Jacobson at jodycjacobson@gmail.com if you would like to rent a table.



MEETINGS

Page 3

THE NOVEMBER CQ SALE AND SILENT AUCTION!

At the November meeting, CQ will be selling fabrics and notions and there will be a special silent auction of an amazing Singer Featherweight!

This flawless machine has been fully checked over by Bev Stevens, and is in perfect working order. It comes with a boatload of accessories — the original manual, the original case, a couple of books, multiple feet, bobbins, an extra drivebelt and replacement felts. Bid on a piece of history and help CQ at the same time!



December

No guild meeting.

Happy holidays!

FABRIC SCRAPS WANTED!

One of the charities we support is Sistering, which is a multi-service agency for at-risk, socially isolated women and trans people in Toronto who are homeless or precariously housed. They run several fabric arts groups for their clients, and are currently looking for small pieces of fabric (scraps, less than fat quarters) for their sewing groups.

If you have some you'd like to donate, please bring them to the November meeting and put them in the designated box at the CQ intake table.

LIBRARY NEWS

Just a reminder -

- 1) For the time being, books printed before 2013 and magazines are not being accepted as donations.
- 2) Your membership card must be shown when borrowing any items for a month from the library.

SALE

SALE

SALE

There will be a sale of "books" at this month's meeting. As there will be many member sale tables, please remember to come with small bills and change.

Shirley Stalford
Library Chair

WORKSHOPS

Page 4



Location

Workshops for the 2023-2024 guild year will be held on the Zoom platform.



Workshop Hours

9:30 am to 3:30 pm, unless otherwise noted

Registration

Please note that workshop space is limited. Please sign up early. Your registration is not confirmed until payment is received.

Fees

| | Members | Guests |
|----------|---------|--------|
| Full Day | \$75 | \$85 |
| Half Day | \$35 | \$45 |

Email workshops1819@gmail.com to confirm your spot. Then pay by e-transfer or on our Square site.

Payment may be made by cheque, cash, [credit card \(Square\)](#) or by e-transfer to treasurer.yorkheritage@gmail.com.

Some workshops require a kit fee, which is payable with the registration fee.

Cancellation fee is \$25.

Workshops Chair

Leslie Batt

We've had a very busy October in the Workshops Department! Many members had the pleasure of attending the postponed workshop taught by Mary Elizabeth Kinch entitled "Foothills". Then we had two lively classes on machine quilting with the very entertaining and meticulous Melissa Marginet.

Details of the upcoming classes - two with Johanna Masko, our in-person guest speaker at the November meeting, and our other guests in the New Year are provided elsewhere in this newsletter.

Spaces are available in all classes but please contact me at workshops1819@gmail.com for further details. Orders for the pdf pattern for Veruschka Zarate in January must be made in advance through her website prideandjoyquilting@gmail.com.

Leslie Batt

Johanna Masko

johannmaasko.com
[@jmaskoquilts](https://www.instagram.com/jmaskoquilts)

Herringbone Patchwork

When Thursday, November 23
6:30 pm—9:30 pm

Herringbone Patchwork uses "partial seams" to create a clean, woven appearance to this beautiful, brick-like setting. We will start with a simple practice block before we work on a larger piece of patchwork. This technique is extremely scrap-friendly, so feel free to incorporate a wide variety of your favourite fabrics.



Johanna Masko

johannamasko.com
[@jmaskoquilts](https://www.instagram.com/jmaskoquilts)

Secrets of a Patchwork Pro

When Wednesday, November 29
9:00 am—4:00 pm

Johanna completed a sampler quilt of 111 different 6" blocks, sewn in a total of 30 sewing sessions using NONE of the provided templates. How? By using every piecing trick and Quilt Math formula she knew, plus inventing a few more along the way.

"Secrets of a Patchwork Pro" is a hands-on workshop exploring the technical side of patchwork construction, from recognizing the underlying grid structure of traditional patchwork blocks to the many ways to approach commonly used patchwork units.



Wednesday January 24 — Veruschka Zarate

Window into the Soul

www.prideandjoyquilting.com

Time: 2:00 pm—5:00 pm

Focus on Foundation Paper Piecing (FPP) fundamentals as Veruschka walks you through her beginner FPP pattern. The pattern is only ONE paper pattern—no sewing seams to other pieces.

Most students will finish this project during the session!

Students must purchase the pattern, USD \$15.

Thursday February 29 — Cristina Arcenegui Bono

Frolic Forest

Full day, 6 hours

Time: 9:30 – 4:30 Skill level: all

Students will learn a quick and easy way method to appliqué and “trapunto” all at the same time. “Trapunto” doesn’t have to be boring. You will finish the day with a beautiful and colorful mini quilt, and with a lot of texture.



Friday March 8 — Cristina Arcenegui Bono

Borders & Sashing Galore



Time: 9:30 – 12:30 3 hours

Skill level: all

Students will learn how to create unique borders (wide and narrow) and sashing motifs for your quilts. With very little marking, you will learn to tackle those wide borders very easily. You will leave the class with plenty of designs to try on your next quilt.

Wednesday April 24 — Pat Pauly

The New Big Leaf

www.patpauly.com

Full day

Time: 9:30—4

Skill Level: all

Pattern Fee USD\$15

Build this large graphic leaf using freezer paper to form the design templates for a final 24" x 24" hanging, or combine with three additional blocks to make a stunning art quilt. Pat Pauly will show you how to transform a line drawing into templates, how to choose fabric and color, and assemble this "Big Leaf." At the end of this class you will know how to translate your own designs using this freezer paper method.



Edyta Sitar Alaska Quilt-Along

In 2023, Royal City Quilters' Guild joined with York Heritage Quilters Guild and Waterloo County Quilters Guild for a quilt-along to work on Tula Pink's Butterfly Quilt 2.0.

Participants enjoyed working together on the project and made plans for a quilt-along for the 2023-2024 guild year. The project is Edyta Sitar's Alaska quilt.

[Visit the Royal City website](#) for FAQs and details on how to join. The first quilt-along was October 21, but it's not too late to join in!



Rainbow colourway available from Quilting by Design

Aurora Borealis colourway available from Mad About Patchwork

PLEASE SUPPORT OUR ADVERTISERS

Page 7



NOW AT 110 MAIN ST N UXBRIDGE!
905-716-9775 www.sewtechcreate.ca

SEWING MACHINES
SALES • SERVICE • SUPPLIES • EDUCATION
and as of 2023: authorized **BERNINA** dealer!

An online fabric store in London Ontario



Fabric Dresser

Alexander Henry Fabrics
Cotton wovens
Zippers and pulls
Bag hardware
Interfacing
Waterproof canvas
Vinyl
and more!

<https://myfabricdresser.ca>
Socials @myfabricdresser



KAREN PAYTON

17528 Elginfield Road
St. Marys, Ontario N4X 1C6
226-661-4004
karen@kalidoscopeofquilts.ca
www.kalidoscopeofquilts.ca



Watergirl Quilt Co.
235 King St W, Prescott ON
www.watergirlquiltco.com

*Classes
Retreats!*

Fabrics, notions, and more to inspire you on your creative journey! Supporting you from your first cut to the quilting when you rent our Q20 BERNINA longarm.

Authorized **BERNINA** Dealer

Do something that makes you smile!
Follow us on Facebook, Youtube, Pinterest & Instagram



Barb's Custom Quilts
Memory Quilts
Longarm Services

www.barbscustomquilts.ca
Barb.morrison@rogers.com
416 ■ 706 ■ 2509



Stitchwork Studio




**Longarm
Quilting Services**

Jody Jacobson
www.stitchworkstudio.com
jody@stitchworkstudio.com
[@stitchworkstudio_quilts](https://www.instagram.com/stitchworkstudio_quilts)

2-week turnaround
Pick up can be arranged from
Toronto, Uxbridge & Orillia
Mail-ins welcome

PLEASE SUPPORT OUR ADVERTISERS

Page 8



Quilted Memories

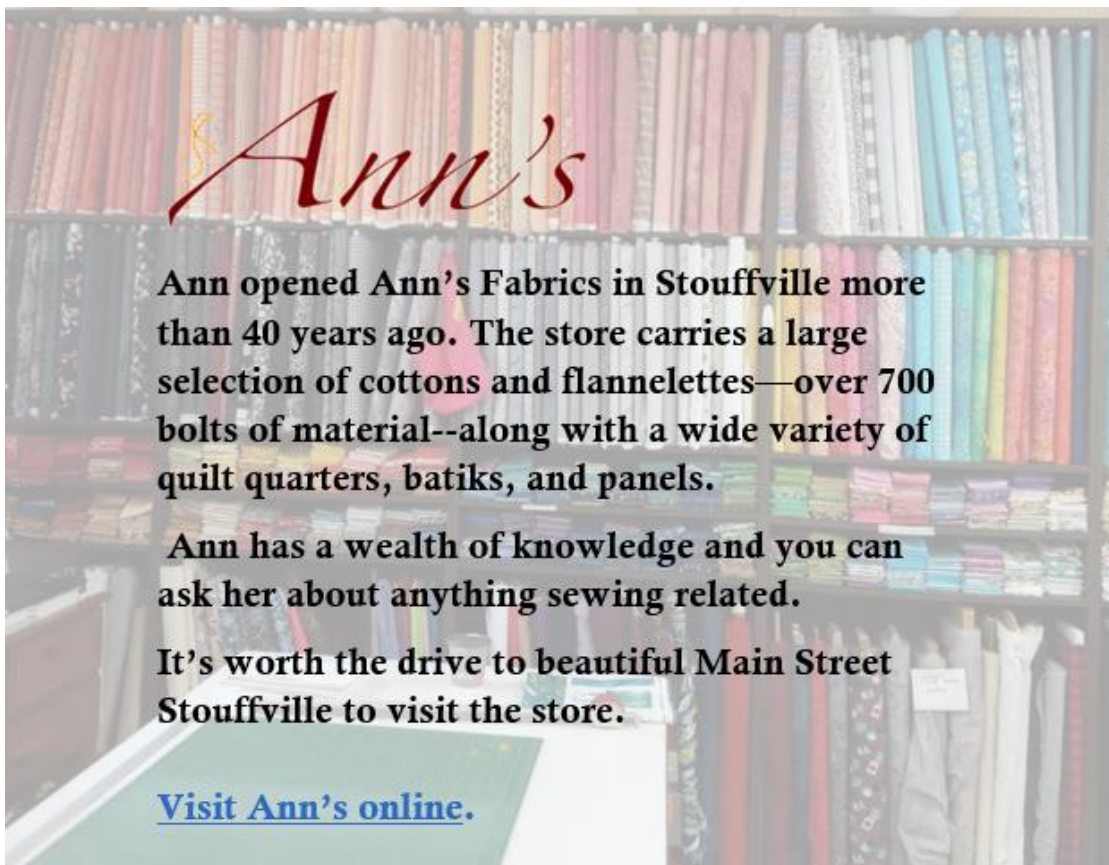
- Computerized Machine Quilting Service
- 400 Bolts of 108" Wide Quilt Back
- Basics, blenders, precuts and more!
- Mail-in option

Contact Michelle:

 4319 Hartfield Grove,
Mississauga, ON

 416-244-2815

 quiltedmemories.ca



Ann's

Ann opened Ann's Fabrics in Stouffville more than 40 years ago. The store carries a large selection of cottons and flannelettes—over 700 bolts of material--along with a wide variety of quilt quarters, batiks, and panels.

Ann has a wealth of knowledge and you can ask her about anything sewing related.

It's worth the drive to beautiful Main Street Stouffville to visit the store.

[Visit Ann's online.](#)

QUILTING EVENTS & GUILD CALENDAR

Page 9

The Secret Codes: African Nova Scotian Quilts

Dates: Oct 28, 2023 - Apr 28, 2024
Location: The Textile Museum of Canada

The Secret Codes: African Nova Scotian Quilts brings together historic and contemporary quilts from makers connected to Nova Scotia, embodying the stories and voices of the community. Curated by David Woods, this exhibition includes more than 35 quilts and a selection of 8 paintings that highlight the various functions of quilts over time: as decorated blankets in the home, as possible codes of communication for enslaved people seeking freedom, as records of family history, as a celebration of Black women and culture, and as inspiration for other art forms.

Organized by BANNS (Black Artists Network of Nova Scotia)

<https://textilemuseum.ca/event/the-secret-codes-african-nova-scotian-quilts/>

World of Threads Festival 2023

Dates: Tuesday, October 10 – Sunday, December 17
Hours: Monday – Saturday: 10am – 6pm; Sunday: Noon – 5pm

Admission: FREE

Location: Queen Elizabeth Park Community & Cultural Centre, 2302 Bridge Rd., Oakville

The World of Threads Festival is a leading international showcase of contemporary fibre and textile art.

For more information, visit [World of Threads Festival](#)



November Calendar

| Day | Date | Time | Activity |
|-----------|-------------|-------------------|---|
| Monday | Weekly | 9:00 am–3:00 pm | In-person CQ Sew-Along at Stan Wadlow |
| Tuesday | Weekly | 9:00 am–3:00 pm | In-person CQ Group at East York Community Centre |
| Tuesday | Weekly | 10:00 am–12:00 pm | Zoom CQ Sew-Along |
| Saturday | Weekly | 10:00 am–12:00 pm | Zoom Sew-Along |
| Tuesday | November 14 | 7:00 pm–8:30 pm | Zoom Virtual Tuesday |
| Tuesday | November 21 | 7:00 pm–9:00 pm | Monthly Guild Meeting (Hybrid) Johanna Masko Modular Quilting: Making Big Quilts at Home Member Holiday Sale |
| Thursday | November 23 | 6:30 pm–9:30 pm | Workshop Johanna Masko Herringbone Patchwork |
| Tuesday | November 28 | 7:00 pm–9:00 pm | Guild Executive meeting |
| Wednesday | November 29 | 9:00 am–4:00 pm | Workshop Johanna Masko Secrets of a Patchwork Pro |
| Friday | December 29 | | Newsletter submission deadline |

COMMUNITY QUILTING



Community Quilting Projects

- Prepared tops for quilting
- Block kits for piecing in three pattern choices
- Quilting kits of top, batting, and backing fabric
- Slab block kits/make your own

We have pick up/drop off locations around the city. Please call first to arrange a mutually convenient time.

North: Finch & Bathurst

Leslie Batt
416.221.5437 or cell 416.805.3237

Central: Yonge & Lawrence

Anne McLauchlan
416.817.1665

Midtown: Avenue Rd & Eglinton

Wendy Dines
416.486.8378

East: St. Clair & Kingston Road

Irena Hopper
416.320.5024

Community Quilting Groups

Join a virtual CQ sew-along on Tuesday or Saturday mornings. Zoom links are sent out to all members each week. Or join us in person on Mondays at Stan Wadlow Community Centre or Tuesday at the East York Community Centre. Check your email for registration information.

Community Quilting Chair

Anne McLauchlan

This month's roll of honour for delivery of quilts, tops and blocks for CQ was impressive! Rosemary A, Leslie Batt, Anne B, Jacintha B, Jill S. C, Wendy D, Martha D, Holly D, Lori D, Lucy G, Susan G, Bob G, Del H, Jean H, Irena H, Jody J, Barb K, Anne M, Lee O, Heather Q, Sylvia R, Bev S, Maria S, Ann S, Alex S, Phoebe V, Brandie W, and Sandra Y...all donated tops, quilts, blocks and other items. Thanks go to all of you!

If we've missed your name in our list, please know that we thank you also!

Thanks to all of our wonderful members, we've almost completed putting together our big holiday donation for Nonnina's Table (see below for more information about Nonnina's Table).

Please remember that our January, February and March meetings will be on-line, but we still want to keep our CQ program going. You can use our in person and drop off locations to pick up quilt sandwiches, maybe a kit, or drop off finished quilts for CQ. There is more need than ever in our community!

Our Community Quilting Program

We have two groups that meet in person from September to June at community centres. One of these groups typically continues during the summer months at a different location.

The Monday in-person group meets every week (with a few cancellations for holidays or other events) at Stan Wadlow Community Clubhouse, located at 373 Cedarvale Avenue, Toronto, from 9:00 to 3:30. Members bring their own sewing machines, projects, and supplies but there is usually a few kits available for someone who wants a new project. There's a kettle for tea and people usually bring a lunch.

The Tuesday in-person group meets every week with a few cancellations for holidays or other events) at East York Community Centre, located at 1081-1/2 Pape Avenue, Toronto, from 9:30 to 2:15. There are a few guild owned sewing machines there and members typically work on guild projects, like sandwiching tops, making backs, or other projects. Again, there's a kettle for tea, a microwave for warming things up, and people usually bring a lunch.

There's an expectation that people who attend one of the in-person sessions will spend at least half of their time working on CQ projects, but anyone is welcome to drop in to have the group help to sandwich a quilt of any kind (we have raised tables to work on so it's much easier!), drop off finished items, or even just have a chat. For people who are new to quilting, coming to some of these sessions is a great way to learn new skills from experienced quilters and designers.

We also have two on line Sew-Alongs each week, on Tuesdays and Saturdays. These run throughout the year, with few cancellations. People work on personal or CQ projects at home while talking to other members. It's amazing what one can learn at these sessions! These sessions were started during the pandemic and were intended to be more of a social opportunity for our

thank
you!

members. They are a great way for out of town members to stay in touch and for new members to connect with other members!.

During the pandemic, we set up drop off and pick up locations at several members homes in different locations in the city to help keep our CQ program running and we're still keeping these locations going. People can generally pick up a quilt sandwich or kit at these locations, or can drop off finished items. The locations and contact information are set out at the side of this article. Please contact the member you want to visit in order to arrange an appropriate time.

Nonnina's Table

One of our special projects in recent years is Nonnina's Table. We ask members for completed child and adult comfort quilts which are donated to this charitable organization. They put together hundreds of gift baskets that are given to people living in poverty during the December holiday season. In addition to providing quilts (we aim to give them 100 quilts each year), we ask members to bring in toiletries and other items to the CQ intake table at our November meeting. We then deliver the donated items to Nonnina's Table to help fill their baskets.

Nonnina's Table operates out of Scadding Court and San Lorenzo Church, providing the following services to people in need of assistance:

Hot meals – over 1600 served

Sandwiches, salads and desserts – over 4200 served

Chicken/food hampers – 725 distributed

New t-shirts and hoodies – hundreds distributed to churches, newcomers, and camps

In addition, they participate in harm reduction education classes and publicity events.

Nonnina's Table is seeking donations to help fund the food needed for their holiday season hampers.

For those of you who wish to donate and don't want to receive a tax receipt for your donation, funds can be e-transferred to nonninas.table@gmail.com.

If you wish to receive a tax receipt for your donation, funds can be forwarded by e-transfer or paid by credit card online to Scadding Court through their website at scaddingcourt.org It's very important that you indicate to Scadding Court that the funds are intended for Nonnina's Table. You can do this in the private message section on the donation page.

The CQ Teddy Bear Project

After our quilt show last year, there were a number of small quilts left in our member shop which had been donated to CQ. Following BJ Reid's suggestion, a couple of generous members purchased teddy bears, and we had a wrapping session at CQ in which we wrapped the teddy bears in these small quilts. Two thirds of the bears were donated to Nonnina's Table and the remainder were donated to Holland Bloorview Children's Rehabilitation Hospital, together with some extra small quilts that they were able to use on other stuffed animals. All of the bears and mini quilts were gratefully received, and made children happy. We'd like to do the same thing this year, so if you'd like to participate, please make a small child friendly quilt (dimensions 18' x 24") and bring it in to the CQ intake table at the November meeting.

Anne McLauchlan
Community Quilting Chair



COMMUNITY QUILTING

Page 12

New Community Quilting location for 2024

We are delighted to announce that a third location for Community Quilting is in the works. We have secured access to a beautiful common room in a social housing complex at 200 Madison Avenue, in the area of Spadina Road and Davenport Road - near Casa Loma.

The program will offer a weekly drop-in, structured in a similar way to the existing CQ days in Toronto's east end. The difference is that it will also be an outreach program, which will include the residents of the building. Our goal is to share our love of quilting and provide an opportunity to exchange skills and knowledge as we create together.



The brightly lit common room at 200 Madison Ave.

In early January we will hold an Open House to introduce the program to the residents and the agencies who support them: Bellwoods Centres for Community Living, Community Living Toronto and Vita Community Living Services. All guild members will be welcome too!

Three of our members have already donated sewing machines and the guild is supplying other equipment to start the program. In the new year we will know whether we need more donations. We'll keep you posted.

While Mical P. and Janet P. are leading this outreach project, we certainly hope that other YHQG members will be interested and want to get involved. Please contact either of us.

DISPLAY AND COMPETITION

We had a wonderful display of members' creations at our October meeting. There were members in person as well as those watching on Zoom at home. Please submit your photos for the November meeting by November 20.



HOME IS
WHERE
MY

IS

Our Challenge this year has the theme "**Home is Where My Heart Is**". This could be any place, real or imagined.

More details to come. There will be a pledge form later but it's time to think about a design!

Leslie Batt & Susan Gaston
Display & Competition Co-Chairs

VIRTUAL TUESDAYS

Page 13



All guild members will continue to receive the YHQG Virtual Tuesday Zoom link in an email on the Saturday preceding the second Tuesday of the month. Since these Zooms are casual and open discussion is encouraged, they will not be recorded. If you sign up with an "I'm In" email, then you will also receive the Virtual Tuesday re-cap after each Zoom session. No need to enroll each month, ONCE is plenty! (And you can cancel at any time.)

Virtual Tuesday email:
yhgg.virtuالتuesday@gmail.com.

Lori Dunn and Brandie W.
yhgg.virtuالتuesday@gmail.com

Date: **Tuesday, November 14**

Time: **7:00 to 8:30 PM**

Our feature topic is **Gift Bags & Shopping Totes - Tutorials and Patterns**. We'd all like to see how you've used fabric to wrap or carry gifts, especially with the holiday season approaching. If you've made a gift bag, wine bag, or fabric gift wrap, please let us know. At Virtual Tuesday on November 14, you can tell your fellow guild members about it. What pattern or tutorial did you use? What did you like about it? What would you change? Please share your favourites and we will compile, compare and contrast. No need for an in-depth presentation. (Or if you've made fast and easy fabric gifts and trinkets, we'd all like to hear about that too!). The best way to share your tried and true projects is to send photos for inclusion in the slideshow to our email: yhgg.virtuالتuesday@gmail.com. Let us know if that doesn't work for you and we'll see about alternatives.

But the most fun might be helping Phoebe V. select the best replacement sewing machine now that her current machine "is on its last legs". If you have a question for "I Need Quilty Advice", please send it to yhgg.virtuالتuesday@gmail.com to get on the agenda.

As usual there will be "The Scrapbook" slideshow - Email your photos of any *Works in Progress*. We particularly want to see blocks you're working on for the Foothills quilt from the recent Mary Elizabeth Kinch workshop, progress on the Alaska QAL (it's not too late to join in the fun), any Wonky Wedges or walking foot quilting samples from Melissa Marginet's workshops, progress on projects from last season's Virtual Tuesdays and any and all works in progress. Send your photos to receive advice or just "oohs and ahhs" of appreciation and encouragement.

Help Wanted



If you're enjoying Virtual Tuesday and would like to see it continue, we need help! Become our shadows for the rest of this season if you think you'd be interested in taking over or in taking on a particular aspect of Virtual Tuesday. Contact us at yhgg.virtuالتuesday@gmail.com

Here's the plan for the rest of the season. Please let us know if you have anything to share on any of these topics. We'll be in touch soon with those of you who have already put your hands up (or had your arms twisted!).

January - Online Shopping Ins and Outs

February - Sashiko (and other related or similar embellishment of quilts)


March - Disappearing Quilt Blocks

April - Quilt Backs

May - Hand Quilting

INTERNATIONAL QUILT DAY 2024

Page 14



Registration is now open for International Quilting Day on Saturday, March 16, 2024. Registration is free for members of our Guild and the other sponsoring guilds. Visitors may join the festivities for \$25.

Members of the sponsoring guilds and paying guests are welcome to submit up to two quilts to the Virtual Quilt Show. Please be prepared to provide the following information about your quilt(s):

- Quilt name
- Pattern designer
- Quilter, if other than yourself
- An artist's statement or brief history of the quilt. (Limit of 50 words)
- Up to five photos for each quilt. We recommend an overall view of the quilt along with several close-ups of interesting details.

The deadline for submitting quilts for the Virtual Quilt Show is February 3, 2024.

We are pleased to announce that we will have three keynote speakers this year:

- Kaffe Fassett, Colour Inspiration
- Dana Jones, Pagtinabangy: The Quilts and Quiltmakers of Caohagan Island
- Laura Coia, Sew Very Easy

Some of the other events you can look forward to this year include:

- a vendor showcase;
- sessions from a variety of presenters; and
- door prizes!

Visit the [IQD website](#) for more information about IQD, to register for the big day, and to submit your quilts for the Virtual Quilt Show. Watch for our ad in the Fall issue of Canadian Quilter magazine and help spread the word on your social media accounts.

See you at the celebration!

Save the date: Saturday, March 16, 2024

THIS & THAT

Page 15

SAVE THE DATE



**June 19-22
2024**

**EDMONTON
ALBERTA**



The Electric Quilt Company has spent over 30 years developing their quilt design software. EQ8 is a powerful tool! Have you purchased the software but don't use all the features? That's the situation that prompted the formation of the EQ 8 user groups at Royal City. We invite interested YHQG members to join us! We don't 'teach' the software, you will need

to understand the basic tools and 'lingo' to follow along with the conversations, but we believe you will learn 'useful' stuff that just might help you craft even more interesting designs!

The new user group meets from 9:30 - 11:00am every other Friday commencing September 15. This group is currently working together to complete the exercises in the EQ8 "Designing Quilts" book (Chapter 6, to be precise). They will then move onto the EQ8 "Drawing Blocks" book. Flo B. coordinates this group.

To contact us, send an email: eq8users@royalcityquiltersguild.ca



**Guelph Sews for
Quilts of Valour**

Save the Dates

- Sept 25: 10:30 to 4:30
- Nov 13: 10:00 to 4:30
- Jan 15: 10:00 to 4:30
- March 11: 10:00 to 4:30

**Royal Canadian Legion
57 Watson Pkwy, S in Guelph**

Visit royalcityquiltersguild.ca to learn more or
email rcqg.qov@gmail.com

Pieceful Night Quilters Guild

The Pieceful Night Quilters Guild will be closing its doors in June, 2024. Their goal is to make the last year a memorable one with a celebratory feel. They would like to connect with past PNQG members (who are YHQG members) as well as invite anyone who might want to come as a guest or join the guild for the last year. The meetings are on the 2nd Wednesday of the month.



The following eight speakers have been booked: Sandy Simmelink, Sue Sherman, Cristina Bono (a completely different program than the one she'll present to YHQG), Irena Swanson, Atsushi Futatsuya, Rachel Derstine, Vicki Conley, and Fuzzy Mall.

Former PNQG members can attend all meetings free of charge. Guest fee (\$10/meeting) or join (\$45 for 10 meetings). Registration on the PNQG website is required for all.



Nomination Slate for 2024-2025

(presented by Jody Jacobson, Vice President)

I'm delighted to announce the slate for the York Heritage Quilters Guild Annual General Meeting (AGM) to be held on Tuesday, January 16, 2024. The following directors will be presented for election at the AGM:

Jody Jacobson (President, currently Vice President)

Heather Briant (Past President, currently President)

May Powell (Treasurer, continuing in same position)

Lori Dunn (Secretary, continuing in same position)

While these four individuals serve as the Board of Directors, there is a much broader team of dedicated volunteers who serve as members of the executive committee. The following members have all agreed to remain in their roles for the 2024-2025 year.

Heather Quinn & Barb Kawasoe
Programming

Leslie Batt
Workshops

Joanne Laing
Membership

Shirley Stalford
Library

Anne McLauchlan
Community Outreach

Jacintha Bennell
Website

Chriss Coleman
Social Media

Susan Gaston & Leslie Batt
Display and Competitions

In addition, as announced at the October meeting, Deb Larson has stepped down from her role as Newsletter Editor and Jan Reynolds will be taking on this role effective immediately.

Thank you to all those listed above and to the many, many other volunteers who make the YHQG such an active, warm and engaging community!

President

Heather Briant

Past President

Vacant

Vice President

Jody Jacobson

Secretary

Lori Dunn

Treasurer

May Powell

Programming

Heather Quinn
Barb Kawasoe

Workshops

Leslie Batt

Membership

Joanne Laing

Library

Shirley Stalford

Community Outreach

Anne McLauchlan

Website

Jacintha Bennell

Social Media

Chriss Coleman

Display & Competition

Susan Gaston
Leslie Batt

Newsletter

Jan Reynolds

NEXT ISSUE

Submissions for the next issue should be sent to
yhggNewsletterEditor@gmail.com no later than **Friday, December 29.**