

## Inside

<a href="#">Meetings</a>	2
<a href="#">Workshops</a>	5
<a href="#">Community Quilting</a>	8
<a href="#">International Quilting Day</a>	10
<a href="#">Display &amp; Competition</a>	11
<a href="#">2020-2021 Guild Challenge</a>	12
<a href="#">CQA/ACC</a>	13
<a href="#">Library</a>	14
<a href="#">Your Executive</a>	14



Like us on  
[Facebook](#)



Follow us on  
[Instagram](#)



Visit us at  
[www.yhqg.org](http://www.yhqg.org)



Our first virtual AGM/CQ night was a success! Not only did we end up with a full slate of directors, officers, and committee chairs, we all learned how to make a beautiful quilt block thanks to the efforts of Bev Stevens and her tech helper Deb Larsen. Have a look at our [Instagram account](#) and our [Facebook page](#) to see some of the beautiful blocks which were prepared.

Thanks to our outgoing past president and interim program chair, Irena Hopper, for all the time and effort she's put into making our guild a success. Thanks to our new vice president, Heather Briant, and our new program chair, Heather Quinn, for joining our leadership team.

Our new executive:

Anne McLauchlan, Director and President  
Heather Briant, Director and Vice-President  
Chrystle Stuckey, Director and Treasurer  
Gail Lockington, Director and Secretary  
Phoebe Visser, Membership Chair  
Shirley Stalford, Library Chair  
Leslie Batt and Donnaleen Vlossak, Workshop Co-chairs  
Debra Larsen, Newsletter Editor  
Wendy Dines, Community Quilting Chair  
France Barrette and Susan Gaston, Display and Competition Co-Chairs  
Judy Messenger, Webmaster  
Chriss Coleman, Social Media Chair  
Heather Quinn, Program Chair

Wendy Dines and Judy Messenger have each expressed interest in stepping down from their roles. If you'd like to find a volunteer position within the guild, we'd be thrilled to hear from you!

We have a busy spring coming up, with our first International Quilting Day (IQD) event on March 20, our first May speaker since the move to a January joint AGM/CQ night (last year's May meeting having been cancelled), and our second joint meeting with the Toronto Modern Quilt Guild. There are more details later in this newsletter about IQD and our joint meeting with TMQG. We're excited to be able to bring more events to our members, especially at a time when most of us are stuck at home. Lockdowns can't keep quilters down!

See you at the February meeting, which features our own award-winning Peter Byrne!

In the meantime, stay well and keep on quilting!

*Anne McLauchlan—President*  
[ylhqg.president@gmail.com](mailto:ylhqg.president@gmail.com)

York Heritage Quilters Guild  
PO Box 35510  
2528 Bayview Avenue  
North York, ON M2L 1A9



**February 16, 2021**

**Peter Byrne: My Journey into Quilting**

Website: [www.peterbquilts.com](http://www.peterbquilts.com)

Peter is an award-winning modern quilter and teacher with a deep passion for innovation and design. He loves making quilts and teaching others to quilt. He is known for taking a fresh approach to quilt construction and design, combined with technical mastery. Peter will take us on his journey from his first quilt through winning two, yes two, major awards at QuiltCon 2020.



[annsfabrics@bellnet.ca](mailto:annsfabrics@bellnet.ca)  
(905) 640-5635

- Over 1830 Bolts of 100% Cotton (new fabric each week)
- Juki Sewing Machines & Sergers
- Batting
- Quilting supplies
- Website regularly updated with new fabric - [www.annssewing.ca](http://www.annssewing.ca)

**Covid Hours:** Tuesday & Thursday: 12 Noon to 5.00 pm  
Saturday: 12 Noon to 4.00 pm  
**Normal Hours:** Tuesday to Friday 9.00 am to 5.00 pm  
Saturday 9.00 am to 4.00 pm





Meetings will be held virtually through the Zoom platform on the third Tuesday of the month.

“Doors” will open at 6:45 pm. the meeting will begin at 7:00 pm, and run until 9:00 pm.

Invitations to each month’s meeting, which includes the link to the meeting, will be sent out a few days prior to each meeting.

Meetings will be recorded and members can access the recordings for two weeks following each meeting.

If you need assistance to join the meeting, please contact one of the following people:

Apple users (MAC, iPad, or iPhone) user, please contact Chriss Coleman at either 289.383.0555 or [quilts@chrisscoleman.ca](mailto:quilts@chrisscoleman.ca)

PC users, please contract Sandra Yen at 416.523.0488 or [oudaze@hotmail.com](mailto:oudaze@hotmail.com)

If you are unfamiliar with Zoom and its controls, you can view the [YHQ Zoom Orientation video](#) prior to the meeting. And if you still have questions, join the meeting early and one of our Tech Team will be happy to help.

Prior to joining the meeting, we ask that you turn off any computer notifications you have (on your email account, for example) so we won't have dinging and donging going on during the meeting.

Once the meeting begins, please mute yourself to eliminate background noises.

## Joint Meeting with the Toronto Modern Quilt Guild

After last summer’s successful joint meeting with [Toronto Modern Quilt Guild](#), we’re working on another joint meeting with a fabulous speaker for some time in June or July. We’ll get details out to you as soon as this is finalized.


**March 16, 2021**

**Sandra Johnson: Denim Quilt**

Website: [www.sandrajohnsondesigns.com](http://www.sandrajohnsondesigns.com)

Sewing with her grandmother started it all. Sewing was the foundation that led her into quilting. From the beginning, the process of transforming fabric into art struck Sandra as magical. What started as a hobby turned her passion into an artistic reality.

Sandra will take us through her quilting journey showing us over 20 quilts – many using repurposed denim clothes and fabric. Many of her quilts are hand quilted using her big stitch method.



DROP BY THE STORE,  
OR GIVE US A CALL.  
WE’LL HELP YOU  
FIND WHAT YOU’RE  
LOOKING FOR!



COUNTRY  
CONCESSIONS  
*Quilt Shop*

YOUR TRUSTED  
PFAFF DEALER

**PFAFF**  
Perfection starts here.™

1 Dufferin Street, Cookstown, Ontario L0L 1L0  
705-458-4546 | [info@countryconcessions.com](mailto:info@countryconcessions.com)

[WWW.COUNTRYCONCESSIONS.COM](http://WWW.COUNTRYCONCESSIONS.COM)



# MEETINGS


Page 4

**April 20, 2021**

## **Gail Garber: Liberalism in Quilting: Free Form Art Quilts**

Website: [www.gailgarber.com](http://www.gailgarber.com)

“Never one to adhere to rules, Gail began breaking the quilting edicts soon after she learned the basics necessary to create an original design. Problems with bindings on corners? Just leave the corners off! It’s fun and easy to be your own designer, and to break away from the tedium of repetitive block design. Gail will lead you on a journey of exploration, from the valley of tradition, along the rocky road of great ideas gone wrong, to the rainbow peaks of increased creativity in quilts!”




**May 18, 2021**

## **Maria Shell: Traditional, Art, Modern: Notes from the Field**

Website: [www.mariashell.com](http://www.mariashell.com)

Alaskan quilter Maria Shell started out as a traditional quilter, but she soon found herself making abstract pieced art quilts that looked surprisingly modern. She will share her journey in the traditional, art, and modern quilt movements. Can you be all three? Come and find out for yourself!



# WORKSHOPS



## Location

*Your home!* Workshops will be held virtually over Zoom.

## Workshop Hours

9:30 am to 3:30 pm

However, with teachers in many time zones, workshop times might change. Confirmation of workshop times will be sent in the zoom meeting notices.

## Registration

Please note that workshop space is limited. Virtual workshops are like in-class workshops, so sign up early. Your registration is not confirmed until payment is received.

## Fees

Full-day workshop: \$75

Non-members: \$85

Payment may be made by cheque, cash, [credit card \(Square\)](#) or by e-transfer to [treasurer.yorkheritage@gmail.com](mailto:treasurer.yorkheritage@gmail.com).

Some workshops require a kit fee, which is payable with the registration fee. Kit requirements and fees are to be confirmed by the October meeting.

Cancellation fee is \$25.

## Workshops Chairs

Leslie Batt

Donnaleen Vlossak

You can [reserve a space and pay for workshops online through the YHQQ Square site](#). You can also pay by cheque, but electronic payment is preferred. Some of you carried credits with the guild in lieu of a refund for cancelled workshops last spring. You can apply the credit to a workshop this year. If there is a balance due, you can pay by [e-transfer](#). Please note the workshop title in the comment area.

## Virtual Workshop Recap

Karen K Stone's English Paper Piecing by Machine workshop, held virtually on November 21, was well-received. Karen started with fabric selection and everyone had a chance to share their ideas and get feedback. She was available for consultation during the working sessions.

We are confident that the upcoming teachers will be equally impressive. Peter Byrne has experience with the format and his Zoom workshops have received rave reviews.

**Time is running out. Only a few spaces remain.**

## Peter Byrne

[www.peterbquilts.com](http://www.peterbquilts.com)

**Saturday, February 20 and  
Sunday, February 21**

## Cityscape Improv Workshop

In this class students will learn a new approach to deconstructing/improv strip piecing to create a late summer's eve cityscape including bright lights, dark skies, and modern tower blocks. This quilt will be finished off in a modern way with a new approach to quilting I call Overlay Quilting.

Students will explore value, learn how to Improv strip-piece to build dark skies and modern tower blocks, and will complete making their quilt top. On the second day, students will learn several modern quilting motifs including grid work, matchstick, and overlay quilting. This workshop provides a great space for exploring freedom of choice. All students are encouraged to work beyond the guidelines and create a one of a kind 18-inch square modern quilt.

\$25. Kit fee is optional. Peter is willing to assist you in fabric selection.

Note: Participating in a Zoom meeting for seven hours makes for a long and exhausting day. So, Peter's Zoom workshop is being held over two, half-days! It will be two relaxing and engaging half-days with each day starting at 10:00 am and finishing at 2:00pm.





# WORKSHOPS

Page 6

**Sandra Johnson**

[www.sandrajohnsondesigns.com](http://www.sandrajohnsondesigns.com)

**Saturday, March 27** (Note date change from March 20)

## **Re-Purpose Denim into a Quilt**

Participants in this workshop will turn old denim jeans into new and beautiful quilts. During this workshop participants will deconstruct old jeans and learn how to save all those favorite pockets, zippers, grass stains, and rips to make them into a very warm and useful one-of-a-kind quilt.



**Gail Garber**

[www.gailgarber.com](http://www.gailgarber.com)

**Saturday, April 24, 2021**

## **Asymmetry in Quilt Design**

Create a unique twist on tradition! Asymmetric design in stars, borders, and backgrounds using simple techniques. 6 Hour Drawing class: no fabric required and no UFO to take home, just new designs for your tool kit. A comprehensive how-to workbook and a foundation piecing demonstration will help you to understand these techniques. Workbook fee of \$15.

**Tuesday, April 27, 2021 21**

## **Little Goose, Little Goose, Fly Away Home**

Learn how to create this charming house block with a flying goose insert in a fun, one day class. The class is designed for students of all skill levels who wish to learn Gail's creative design and piecing processes and techniques in a low stress, easy to finish class! Students will get an introduction to original design concepts and have detailed instruction in freezer paper piecing techniques and curved seam piecing

Kit fee: \$25 for pattern and workbook



**Maria Shell**

[www.mariashell.com](http://www.mariashell.com)

**Wednesday, May 19, 2021**

**Riffing on Tradition:  
Exploring Design Elements with Quilt Blocks**

Using traditional quilt blocks as a foundation, explore new territory in making contemporary quilts. Learn how to take simple, traditional quilt blocks and blow them up, repeat them, distort them, and create fabulous new compositions.



**Saturday, May 29, 2021**

**Lines + Triangles = Squares**

This workshop empowers students to take the basic shapes of patchwork to a new level. We will start by learning how to create improvisation-ally cut and pieced stripes. These “stripes” made into traditional patchwork shapes will be the basis for creating dynamic patchwork.

## Benefits of Virtual Workshops

Benefits of virtual workshops are varied, including...

- ◆ No driving to class. This is especially nice when you wake up on the day of the workshop and it's blowing snow outside.
- ◆ Nothing to pack! No more wondering if you brought everything you need. No more panicking if you forgot to bring something. No more packing your sewing machine, lugging it into and out of your car and up to the studio, taking it back down, out to your car, into your house, and setting it back up. Phew. I'm tired just typing this!
- ◆ You are in your own studio space. You know where everything is. No more, what pocket did I put those scissors in? Or where is that fabric? I know I packed it.
- ◆ No packing lunch. Or packing your lunch and forgetting it on the counter at home!
- ◆ You will always have a front row view of the instructor and their work. Demos by instructors will be clear
- ◆ Instructors still offer one-on-one instruction. You can ask questions live or in the chat either publicly or privately.
- ◆ You can chat with fellow participants.
- ◆ There will be technical help during the workshop from your York Heritage Quilt Guild Tech Team. You are not alone. If you can't figure something out, we'll help!
- ◆ And my number one favourite for those mid-winter workshops: you can attend in your jammies!





# COMMUNITY QUILTING

Page 8



## Community Quilting Projects

- Prepared tops for quilting
- Block kits for piecing in three pattern choices
- Quilting kits of top, batting, and backing fabric
- Slab block kits/make your own

We have pick up/drop off locations around the city. Please call first to arrange a mutually convenient time.

**North:** Leslie Batt

**Northeast:** Donnaleen Vlossak

**Central :** Anne McLauchlan

**Midtown :** Wendy Dines

**East:** Irena Hopper


## Community Quilting Groups

Join a CQ sew-along on Tuesday or Saturday mornings and bi-weekly Monday morning from 10:00 am to noon. Links for the Zoom get together are sent to all members a day or two in advance.

## Community Quilting Chair

Wendy Dines

Thanks so much to Bev S. for preparing a wonderful workshop for us at the January meeting, assisted technically by Deb Larsen. Some beautiful blocks have been delivered to CQ so far, and we're looking forward to receiving more when the lockdown ends (will it ever end??).



We continue to have CQ Zoom sew-alongs on Mondays, Tuesdays and Saturdays from 10:00 to 12:00. If you want to pick up a kit to make a top for Community Quilting or pick up a complete kit of top/backing/batting to quilt, check out the drop off information in the side panel to find a location near you.

Traditionally, the in-person CQ meetings were organized on the basis that one week, people would all work on CQ items, and the next week, they were free to work on their own items if they wanted to. As the current Sew-Alongs are meant to provide a social opportunity as much as they are meant to complete items for CQ, please feel free to join us and do your own sewing while we chat. You don't even need to be quilting! You can bring your embroidery, or your knitting or any other craft work that you do while we chat (we even have a version of show and share at most of our sew alongs!).

There are no in-person Community Quilting meetings at this time. We will let you know when they resume.



# COMMUNITY QUILTING

## York Heritage helps the Flags of Hope Project

In November, facilitated by our member, Mical P., YHQG was approached by local charity [Sistering](#) and an organization called [Flags of Hope](#) to prepare a prototype quilt featuring quilt blocks commemorating people who have tragically died as a result of the opioid epidemic. Member Jacintha B. has prepared a beautiful quilt and we're in the middle of organizing a group of people who will help put together at least 19 more quilts for this project. It is hoped that these quilts will be exhibited in Toronto on [Overdose Awareness day](#) next August. They may go to other places to highlight the tragedy of this epidemic.

Thank you Mical, Jacintha, Wendy Dines and Bev S. for all of your input into this worthwhile project.



# INTERNATIONAL QUILTING DAY

Page 10

## Celebrate International Quilting Day Saturday, March 20

Who says we can't have a little fun during a provincial "Stay at Home" order during a global pandemic? YHQG is partnering with [Royal City Quilters' Guild](#), located in Guelph, to offer you a day of fun, fellowship, and fabric fondling to celebrate [International Quilting Day](#). This virtual event will include a wide range of quilt-related presentations, demonstrations, mini workshops, a quilt show, prize draws, and multiple breakout rooms dedicated to sewing and socializing. There will be something for everyone. It's free of charge for the members of the two host guilds. Non-members are welcome to join us for a fee of \$20.

If you would like to join us, [please register for the event online](#). Your early, online registration will assist us in planning this fun-filled day. Look for more details about the day's activities in the coming weeks.

## Join us for International Quilting Day!

Saturday, March 20

A virtual, all-day celebration



Presentations, demonstrations, mini-workshops, prize draws,  
sew-together breakout rooms, and more!

Free for members of Royal City Quilters' Guild & York Heritage Quilters Guild.

Guest fee \$20

Register at <https://rcqg.square.site/>


#InternationalQuiltingDay

#RCQG #YHQG



## Smoking Pleater—Free to a Good Home

Call Mary H.





# DISPLAY & COMPETITION

## ***Happy February!***

What quilting-related projects have you been up to lately? Not only do quilters like to piece, applique, and quilt, but we really enjoy seeing what other quilters create. Seeing the work of others inspires us to try something new, gives us ideas for colour combinations, allows us to see completed projects from workshops, and just plain makes us smile!

We encourage you to use Show & Share at our monthly meetings to let us see what you've been working on. It doesn't have to be a "masterpiece." And, if you are a bit shy and would rather not speak during the meeting, no problem! Simply write a few words about the item or items you are sharing and we will include them alongside the photo of your quilt. You needn't say a word. Even if you do wish to speak about your work, you can still send us words or a short blurb to include in the presentation. We just want to see what you've been up to!

During the last guild year, YHQG showed 139 quilts—or other crafty projects—through Show & Share. These do not include CQ quilts. This year, our goal is to share 150 quilts. Beginning at our March meeting, we will include a little thermometer to track our progress year to date. For example, the March thermometer will indicate how many quilts were shown at February's Show and Share and April will include numbers for February and March.

*We need your quilt!* No matter your skill level, no matter how big or small your project is, we would love to see them. Email your photo to [yhgg.zoom@gmail.com](mailto:yhgg.zoom@gmail.com). The subject line of your email should read: Show & Share – Submission from (insert your name here). You can submit multiple items for Show & Share in one email.

## **Guild Challenge**

How is your guild challenge entry coming along? If you've finished it already, please submit a photo. Don't forget to indicate in the email subject that it's for the guild challenge. Email your entry photo to [yhgg.zoom@gmail.com](mailto:yhgg.zoom@gmail.com).

## **Photos**

What's the best way to photograph a quilt? A straight-on-shot shows the quilt in its best light. Laying it on the floor or a bed isn't the best as it gives a skewed perspective. You can tape them to the wall, clip/pin them to a fence, or grab someone to hold the quilt for you. And don't forget to make sure the quilt is in good lighting.

Having issues getting your photo from your phone into an email attachment? Don't know where to even start? We're here to help. Send a message to [yhgg.zoom@gmail.com](mailto:yhgg.zoom@gmail.com) indicating that you would like some assistance and someone will contact you to help you through the process.

Want to learn how to take better photos of your quilt projects? The Simple Simon and Company website offers a tutorial: [10 tips for Photographing Quilts \(or Sewing Projects\)](#). Take a look.

---

## **APQS Millennium for Sale**

Longarm quilting machine, APQS Millennium, #G2076,

26" throat, 20 years old, in good working order

12' table, stitch regulator, bobbin winder, laser pointer, 3 sets of zippered leaders with pockets for Red Snappers, thread cutter, base extender plate for ruler work, and motorized advance with foot pedal. Has been adapted for use with a Circle Lord. This machine was serviced in 2019 by a qualified APQS technician. It can be fully computerized with Quilt Path or Intelliquilter, if desired.



Asking \$7500.00 +HST or best offer, as is. Available spring 2021 with 4 weeks notice and down payment by certified cheque. Email contact: [jhugval@horizonsquilting.ca](mailto:jhugval@horizonsquilting.ca)

# 2020-2021 GUILD CHALLENGE

Page 12

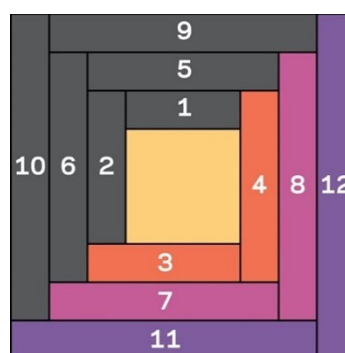
## Covid-19 Log **CABIN FEVER** Challenge

Since the onset of the Covid-19 global pandemic, we've all been asked to stay in our homes and minimize social interactions. Our world seems to have been put on pause while we all practice good hand hygiene and safe social distancing. Some say that quilters have been preparing for an experience like this since the first needle was threaded. But seeing the same four walls, day in and day out, hasn't been easy. To help break this cabin fever and celebrate our contributions to keeping each other safe, let's design our own version of a log cabin block. *BEAT THAT CABIN FEVER!*

### **What is a log cabin pattern?**

Traditionally, a log cabin begins with a centre square and sewing strips in sequence around the sides of the square. It is [arranged](#) in a repeated single block pattern that can be made of light and dark fabrics which represent the walls of a log cabin and the centre square represents the hearth or heart of the home.

The blocks to be arranged in multiple ways and create different repeats or designs. The possibilities are endless!



**BLOCK ASSEMBLY DIAGRAM**

Be as creative as you want and show us your own version of a log cabin. We want your creation to tell us a story: what has 2020 been like for you. The only stipulation is that that it is a finished product. Quilted, framed, sewn, appliquéd – whichever makes your vision complete.

### **Size**

As small as a 2"x 2" block or as big as a king size bed – the size is up to you!

### **Material**

Go stash diving. Use that piece of fabric that's been sitting in your stash from your first visit to a fabric store. Use anything that fits your vision!

### **Entry Submission & Due Date**

Prizes will be drawn in May, but you can submit entries for the *Log Cabin Fever Challenge* at any point during the upcoming guild year. Send us a picture of your submission to [yhqq.zoom@gmail.com](mailto:yhqq.zoom@gmail.com). The subject line of your email should read: Log Cabin Fever Entry – Submission from (*your name here*). Entries will also be posted on our YHQQ Instagram account, unless you opt out. Of course, submission instructions may change if we go back to in-person meetings.

### **Prizes**

As this is a participant challenge and not a viewer's choice challenge, in May 2021 we will draw five winners from the pool of participants. Each will receive \$50.





This year CQA/ACC is excited to present *A Celebration of Quilting in Canada*, a virtual alternative to our annual in-person Quilt Canada conference. What better way to celebrate 40 years than to invite quilters from across the country to join in our online party? So, mark June 16-19, 2021 on your calendar and get ready to celebrate with us!

## The CQA Diversity Award

In December, YHQG surveyed its members on whether or not the guild should establish a CQA Diversity Award. At the AGM, our president Anne announced that the idea was approved by 68 per cent of the members who responded to the

survey and disapproved by less than 10 per cent (several people answered that they weren't sure). Guild funding in the amount of \$500 was approved for this award for the 2020/21 guild year. Any future funding would have to be approved by the guild executive on a year by year basis.

Although YHQG has always welcomed people of all backgrounds and races, the events of this past year have shown that it's important to do more to make it clear that we appreciate the diversity of our city, our province, and our country. This award is one step along the way to doing that.

Given the timing, and the fact that CQA's quilt show for 2021 is still in the planning stages, the first award will not be granted until next year. But this will allow time to publicize the award and to create a more vibrant quilt show.

In the coming months, we will be working with CQA to outline the terms of award, keeping in mind comments from our own members of BIPOC heritage. If you are a person who identifies as a member of the BIPOC community (Black, Indigenous, People of Colour) and would like to help us put the terms of the award together, please contact Anne McLauchlan at [yhgg.president@gmail.com](mailto:yhgg.president@gmail.com)

We will let you know how to make donations to the fund yourselves if you wish to do so.

## International Quilt and Colour Trends Webinar with Luana Rubin

Join CQA/ACC on Saturday, February 13, 2021 at 4:00 pm for a special Zoom webinar with Luana Rubin of [equilter.com](http://equilter.com).


2020 has come and gone, but we will continue to experience its influence for a long time. In addition to the trends in quilting and fiber arts that were unfolding at the beginning of 2020 – then frozen in time because of so many cancelled events – we now have layers of trend influences that come from months spent indoors during the pandemic. Luana will share select images of quilts from early 2020 festivals and exhibits ([Tokyo](#) and [QuiltCon](#)) that are forward-thinking and trendsetting. We will also look at design trends, cultural influences, and colour trends that have developed over the last year and discuss how this will influence quilt making and textile arts in the coming year. Join us for a blast of creative inspiration that will get you fired up for 2021!



Members enjoy a special ticket price of \$10 and can purchase them online now in the [Members Only Studio](#). Don't delay as tickets for this event are limited. Non-members will have the opportunity to purchase tickets just prior to the event at a higher price. *Membership has its benefits!*

# LIBRARY

Page 14



Do you have a recommendation for our library? [Please email us](#) your suggested title and author.

You may continue to hold on to your checked out library books, but please keep track of them. We don't want any to go missing! If you'd like to return them, you can drop them off at any of our CQ drop off locations situated around the City.



## President

Anne McLauchlan

## Vice President

Heather Briant

## Secretary

Gail Lockington

## Treasurer

Chrystle Stucky

## Programs

Heather Quinn

## Workshops

Leslie Batt &  
Donnaleen Viossak

## Membership

Phoebe Visser

## Library

Shirley Stalford

## Community Outreach

Wendy Dines

## Website

Judy Messenger

## Display & Competition

France Barrette &  
Susan Gaston

## Newsletter

Deb Larsen

## Quilt Show

Vacant

# Raffle Quilt

**Made by the**  
Prince Edward County  
Quilters' Guild

**Hand Quilted Bed Quilt**  
*"Evening Sky"*  
A Cheryl Malkowski pattern  
(92" x 114")

**Draw Date:**  
Sunday, July 11, 2021  
@ 3:00 p.m.

**Tickets \$2.00**  
each or 3 for \$5.00  
6000 tickets printed  
Lic. No. M807887

**To purchase tickets,**  
please visit the PECQG Website:  
[pecqguild.weebly.com](http://pecqguild.weebly.com)

**The County**  
FOUNDATION

## NEXT ISSUE

Submissions for the **March** issue should be sent to  
[yhqqNewsletterEditor@gmail.com](mailto:yhqqNewsletterEditor@gmail.com) no later than **Friday, February 26.**