

Inside

Meetings	2
Workshops	3
Library	4
Community Quilting	7
Volunteer Opportunities	9
Award Proposal	10
Display & Competition	11
2020-2021 Guild Challenge	12
CQA/ACC	13
Membership	13
Your Executive	16



Like us on
Facebook



Follow us on
Instagram



Visit us at
www.yhqg.org

York Heritage Quilters Guild
PO Box 35510
2528 Bayview Avenue
North York, ON M2L 1A9



Hello, everyone,

It's November and this most unique of years is almost over!

If you had asked me this time last year what I'd be doing right now, I would have said visiting the Houston Quilt Show with friends, planning my annual Christmas party, doing Christmas baking, figuring out what to give my family and friends, babysitting my wonderful grandchildren, looking forward to our annual New Year's get together, and angsty over the US election.

What a difference a year makes!

While I'm still angsty over the US election, pretty much everything else is off the table this year.

“Quilting is indeed our super power!”

What can we do for our fellow quilters and ourselves, to make the upcoming season a bit brighter?

Well, after a wonderful, contemplative lecture in October by Judy Martin, we can look forward to the words and quilts of the amazing Karen K. Stone and our first virtual workshop!

In addition, France Barrette and Susan Gaston, the co-chairs of our Display and Competition Committee, have come up with the great idea of holding an extra meeting in December. See below for details.

What can we do to try to make the quilting world a little more inclusive? To show our support for communities impacted by intolerance? We'll be seeking your input regarding the possible creation of a CQA/ACC Diversity Award. For more details, see the article on page 10 in this newsletter.

What can we do to help out the more disadvantaged members of our community? See the Community Quilting section on page 8 for more information about how to donate to Nonnina's Table this holiday season.

In the meantime, as a group, we are all soldiering on, supporting each other, supporting quilt artists in the greater quilting community, supporting our local quilt shops and suppliers, and reaching out to members of our community who live in poverty. *Quilting is, indeed, our super power!*

Anne McLauchlan—President
yhqg.president@gmail.com

December Meeting?

The days are getting shorter and we're still living in a primarily virtual world. We thought that our members might like to get together for fun and celebration on the 3rd Tuesday in December. Are you interested? Please let us know and send us your suggestions for this "extra" meeting by emailing us at yhqg.zoom@gmail.com with a subject line: December Meeting. The sooner we hear from you the better!



MEETING NEWS

Page 2



Meetings will be held virtually through the Zoom platform on the third Tuesday of the month.

“Doors” will open at 6:45 pm. the meeting will begin at 7:00 pm, and run until 9:00 pm.

Invitations to each month’s meeting, which includes the link to the meeting, will be sent out a few days prior to each meeting.

Meetings will be recorded and members can access the recordings for two weeks following each meeting.

If you need assistance to join the meeting, please contact one of the following people:

Apple users (MAC, iPad, or iPhone) user, please contact Chriss Coleman at either 289.383.0555 or quilts@chrisscoleman.ca

PC users, please contract Sandra Yen at 416.523.0488 or oudaze@hotmail.com

If you are unfamiliar with Zoom and its controls, you can view the [YHQG Zoom Orientation video](#) prior to the meeting. And if you still have questions, join the meeting early and one of our Tech Team will be happy to help.

Prior to joining the meeting, we ask that you turn off any computer notifications you have (on your email account, for example) so we won’t have dinging and donging going on during the meeting.

Once the meeting begins, please mute yourself to eliminate background noises.

November 17, 2020 Karen K. Stone: Highlights of 30+ Years of Quilt Making

Website: www.karenkstone.com

Innovation and tradition motivate Karen K. Stone, a quilter since 1986. Her quilts have won numerous awards, including first prizes in international competitions, and her designs appear frequently in exhibitions and on magazine covers. Her “Clam Session” quilt was awarded Master of Innovative Artistry at the 2009 International Quilt Festival, and her “Indian Orange Peel” quilt was the People’s Choice at Quilt National 1995.

Having enjoyed incredible success in design, publication, and teaching, Karen finds no greater satisfaction than in hand stitching binding onto a newly quilted piece, with the possible exception of students returning to report they’re having a lot more fun quilting since taking her color class.



February 16, 2021 Peter Byrne: My Journey into Quilting

Website: www.peterbquilts.com

Peter is an award-winning modern quilter and teacher with a deep passion for innovation and design. He loves making quilts and teaching others to quilt. He is known for taking a fresh approach to quilt construction and design, combined with technical mastery.



WORKSHOPS

Page 3



Location

Your home! Workshops will be held virtually over Zoom.

Workshop Hours

9:30 am to 3:30 pm

However, with teachers in many time zones, workshop times might change. Confirmation of workshop times will be sent in the zoom meeting notices.

Registration

Please note that workshop space is limited. Virtual workshops are like in-class workshops, so sign up early. Your registration is not confirmed until payment is received.

Fees

Full-day workshop: \$75

Non-members: \$85

Payment may be made by cheque, cash, [credit card \(Square\)](#) or by e-transfer to treasurer.yorkheritage@gmail.com.

Some workshops require a kit fee, which is payable with the registration fee. Kit requirements and fees are to be confirmed by the October meeting.

Cancellation fee is \$25.

Workshops Chairs

Leslie Batt

Donnaleen Vlossak

We're excited to see that response to our lineup of workshops for the 2020-2021 year has been very good. Understandably, some of you are waiting to commit to March, April and May classes.

You can [pay for workshops online through the YHQG Square site](#). You can also pay by cheque, but electronic payment is preferred.

Some of you carried credits with the guild in lieu of a refund for cancelled workshops last spring. When you ask us to apply the credit to a workshop this year, there can be a balance due. If you owe an odd amount, you can submit payment by e-transfer to the guild (treasurer.yorkheritage@gmail.com). Please note the workshop title in the comment area.

There are still spaces available and the supply list will be going out by e-mail shortly to those who have signed up and paid for the Karen K. Stone workshop.

Peter Byrne has an optional fabric kit. But if you prefer to use your stash or purchase your own fabrics, Peter is willing to assist you in fabric selection.

We look forward to this new Zoom format for workshops which has been used very successfully by other guilds. [Read more about the advantages of virtual workshops](#).



Karen K. Stone


www.karenkstone.com

Saturday, November 21

English Paper Piecing by Machine

Do you love but avoid the traditional one-patch? Handwork is wonderful, but let's explore an innovative machine technique, useful for any pattern that would be English paper pieced, without compromising the integrity of the original. We begin with hexagons, then move quickly to a Sunburst star, like in the pictured quilt, simplified for class. You'll enjoy having this in your bag of tricks!

Supply list: 10-15 fat quarters (or equivalent) from stash, some of which should read solid.



WORKSHOPS

Page 4

Peter Byrne

www.peterbquilts.com

Saturday, February 20 and Sunday, February 21


Cityscape Improv Workshop

In this class students will learn a new approach to deconstructing/improv strip piecing and create a late summer's eve cityscape, including bright lights, dark skies, and modern tower blocks, filling this quilt in a modern way with a new approach to quilting I call Overlay Quilting.

Students will explore value, learn how to Improv strip-piece, and build dark skies and modern tower blocks and will complete making their quilt top. In the afternoon students will learn several modern quilting motifs including grid work, matchstick and overlay quilting. This workshop provides a great space for exploring freedom of choice. All students are encouraged to work beyond the guidelines and create a one of a kind 18-inch square modern quilt.

\$25. Kit fee is optional.

Note: This two-day workshop will be held from 10:00 am to 2:00 pm each day, allowing students more time for sewing.



Sandra Johnson

www.sandrajohnsondesigns.com


Saturday, March 20

Re-Purpose Denim into a Quilt

In this workshop participants will learn to deconstruct old denim jeans into new and beautiful quilts. During this workshop participants will learn how to save all those favorite pockets, zippers, grass stains, and rips to make them into a very warm and useful one-of-a kind quilt.



LIBRARY



While we can do many things virtually, checking out library books isn't one of them. Many of you have books that you checked out at our February meeting. You may continue to hold on to them, but please ensure you keep track of them. We don't want any to go missing!

If you'd like to return them, you can drop them off at any of our CQ drop off locations situated around the City.

WORKSHOPS

Page 5

Gail Garber

www.gailgarber.com

Saturday, April 24, 2021
Asymmetry in Quilt Design

Create a unique twist on tradition! Asymmetric design in stars, borders, and backgrounds using simple techniques. 6 Hour Drawing class: no fabric required and no UFO to take home, just new designs for your tool kit. A comprehensive how-to workbook and a foundation piecing demonstration will help you to understand these techniques. Workbook fee of \$15.



Tuesday, April 27, 2021 21

Little Goose, Little Goose, Fly Away Home

Learn how to create this charming house block with a flying goose insert in a fun, one day class. The class is designed for students of all skill levels who wish to learn Gail's creative design and piecing processes and techniques in a low stress, easy to finish class! Students will get an introduction to original design concepts and have detailed instruction in freezer paper piecing techniques and curved seam piecing

Kit fee: \$25 for pattern and workbook



Maria Shell

www.mariashell.com

Wednesday, May 19, 2021

**Riffing on Tradition:
Exploring Design Elements with Quilt Blocks**

Using traditional quilt blocks as a foundation, explore new territory in making contemporary quilts. Learn how to take simple, traditional quilt blocks and blow them up, repeat them, distort them, and create fabulous new compositions.



Saturday, May 29, 2021

Lines + Triangles = Squares

This workshop empowers students to take the basic shapes of patchwork to a new level. We will start by learning how to create improvisation-ally cut and pieced stripes. These "stripes" made into traditional patchwork shapes will be the basis for creating dynamic patchwork.



Benefits of Virtual Workshops

Benefits of virtual workshops are varied, including...

- ◆ No driving to class. This is especially nice when you wake up on the day of the workshop and it's blowing snow outside.
- ◆ Nothing to pack! No more wondering if you brought everything you need. No more panicking if you forgot to bring something. No more packing your sewing machine, lugging it into and out of your car and up to the studio, taking it back down, out to your car, into your house, and setting it back up. Phew. I'm tired just typing this!
- ◆ You are in your own studio space. You know where everything is. No more, what pocket did I put those scissors in? Or where is that fabric? I know I packed it.
- ◆ No packing lunch. Or packing your lunch and forgetting it on the counter at home!
- ◆ You will always have a front row view of the instructor and their work. Demos by instructors will be clear
- ◆ Instructors still offer one-on-one instruction. You can ask questions live or in the chat either publicly or privately.
- ◆ You can chat with fellow participants.
- ◆ There will be technical help during the workshop from your York Heritage Quilt Guild Tech Team. You are not alone. If you can't figure something out, we'll help!
- ◆ And my number one favourite for those mid-winter workshops: you can attend in your jammies!



6350 Main St Stouffville, Ontario

(905) 640-5635

- Over 1830 Bolts of Cotton (in stock)
- Sewing Machines & Sergers
- Drapery & Upholstery Fabrics
- Quality Alterations (Men and Women)
- Sewing & Quilting supplies
- Custom Sewing
- Sewing Classes

www.annssewing.ca annsfabrics@bellnet.ca

In Business for 40 years Open Thurs. till 7pm



Juki TL-2010Q Sewing Machine

- Straight sew machine
- Great for piecing
- Quality stitch with speed
- Test drive at Ann's

COMMUNITY QUILTING



Community Quilting Projects

- Prepared tops for quilting
- Block kits for piecing in three pattern choices
- Quilting kits of top, batting, and backing fabric
- Slab block kits/make your own

We have pick up/drop off locations around the city. Please call first to arrange a mutually convenient time.

North

Leslie B

416.221.5437 or cell 416.805.3237

Northeast

Donnaleen V 416.447.8403

Central

Anne McL 416.484.6101

Midtown

Wendy D 416.486.8378

North York

Sandra Y 416.444.1591

Community Quilting Groups

Join a CQ sew-along on Tuesday or Saturday mornings and bi-weekly Monday morning from 10:00 am to noon. Links for the Zoom get together are sent to all members a day or two in advance.

Community Quilting Chair

Wendy Dines

Our Community Quilters have been busy!

We have had amazing work done by many of our members over the past several months. The following people have earned tickets in the November virtual prize draw as of October 20th; if you don't see your name, or the numbers don't match what you've given us, let us know at yhgg.president@gmail.com. Thanks so much to all our members for all of their hard work!



Peter R-N has quilted 9 CQ sandwiches on his midarm.

Katie P has completed 15 CQ Sandwiches.

Deb L has completed 2 CQ sandwiches.

Ann S has completed 4 quilts from her own stash, 4 CQ quilts and a CQ top.

Wendy D has completed one CQ sandwich and one quilt from her own stash.

Daryl W has completed one top from her own stash.

Kim W has completed one quilt from her own stash.

Jean P has completed 14 quilts from her own stash.

Jan McG has completed 5 hand pieced and hand quilted quilts from her own stash.

Martha H has completed 5 CQ quilts.

Jacintha B has completed 8 quilts from her own stash, two CQ quilts, and a CQ top, and two more quilts from her own stash and the guild's stash.

Phoebe V completed 6 quilts from her own stash.

Joanne L has completed 3 children's tops.

Leslie B has completed 3 children's and 3 full size tops.

Donnaleen V has completed two quilts from CQ and one from her own stash.

Gail L has completed one quilt from her stash and 4 CQ quilts.



Jan McG's hand-pieced and hand-quilted quilt donated to The Children's Book Bank for their fundraising auction!

COMMUNITY QUILTING

Bev S has completed 18 quilts from the CQ stash (with some of her own fabric, no doubt!).

Ethel P has completed 5 quilts from her own stash.

Jane C has completed one quilt from her own stash.


Sandra P has completed 3 quilts from her own stash.

Jean H has completed 1 quilt from her own stash.

Holly D has completed 2 quilts from her own stash.

Alexandra S has completed one quilt from her own stash and 11 tops from CQ kits.

thank
you!



The CQ Holiday Drive for Nonnina's Table

Nonnina's Table is looking for the following for its holiday baskets this year:

- Quilts, for toddlers and teens (quilts for boys would be appreciated)
- Food gift cards to help provide for food for their holiday baskets or to give to their clients so they can shop themselves
- Toys/gifts for children from infant to teen—gift cards are good for this also!
- Personal toiletries

Joan Yim mentioned that they don't need knitted items, as they get those from other sources.

In lieu of specific items, members can prepare a cheque payable to *Scadding Court Community Centre Inc.* Please make a note on the cheque that it is for Nonnina's Table. Forward it to Anne McLauchlan (address below) and she'll submit all of our donations as one.

Items for Nonnina's Table can be dropped off at the following addresses. Please call first to arrange a time.

North: Leslie B 416-221-5437 or cell 416-805-3237

Northeast: Donnaleen V 416-447-8403

Central: Anne McL 416-484-6101 or cell 416-817-1665

Midtown: Wendy D 416-486-8378

East: Irena H 416-320-5024



VOLUNTEER OPPORTUNITIES

Page 9



Volunteers keep our Guild running! We urgently need volunteers for the following positions.

Vice President

Our by-laws provide that we are to have either a past president or a vice president. Irena Hopper, our current past president, is retiring at our January, 2021 annual general meeting. While we love her, Irena has already put in extra time in her role due to the change of date of our AGM, and we recognize that it's time for her to move on to other things.

We need a vice president to start in January, 2021, to assist the president for a one year term and to prepare to take over the president's role in January, 2022 for a two year term, followed by one year as past president. It's a big commitment, but the time will fly by.

Program Chair

Irena Hopper (there's that name again!) has been acting as interim program chair since last January. She and her team have put an awesome virtual program together and have started on our 2021-2022 programming. We need someone to take over this role effective anytime.

Quilt Show Chair

Our Guild Quilt Show was originally scheduled to take place in November, 2020. The space was booked. The vendors were booked. The artists were booked. The quilt submission materials were posted. The chair positions were filled. Pretty much all of the heavy lifting has been done. Jacintha Bennell has plans for 2021 and is resigning as chair. But knowing Jacintha, she will help her replacement any way she can. We need someone to take over this role, effective anytime, but no later than the January, 2021 AGM.

Treasurer

This is just a heads up to think about this position and whether you have the skills and interest to take over from Chrystle Stuckey in January, 2022. While Chrystle had originally thought about retiring from this role in January, 2021, she has graciously agreed to stick with us while we navigate our virtual year. We will need a new treasurer come January 2022.

Tech Team

While we have a good roster of people working on the Tech Team, but good technology is all about redundancy. We'd happily welcome new members to this team and would be happy to train you. Join anytime.

Interested?

If you're interested in any of these positions, even if it's only to get a bit more information about them, or if you have an idea for someone who could fill one of these roles perfectly, please either contact the current holder of the position or contact Anne McLauchlan at yhgg.president@gmail.com.

And don't think being a newish member disqualifies anyone from any of these positions. Each position comes with a great supportive team. Our current president has only been a guild member since 2016! If she can do it, anyone can!



CQA/ACC Diversity Award of Excellence



In July, after Dr. Chawne Kimber spoke to us, one of our members asked how we could increase diversity in our quilting guilds. The response she made that I recall was to encourage young people of colour to learn how to quilt. While this is something which we might tackle after Covid, it clearly isn't something that we can do during the pandemic, so I started to try to think about other ways that we could show our support for the BIPOC community in Canada. This is what I came up with: create a national award specifically for quilts made by people self-identifying as BIPOC—Black, Indigenous, People of Colour¹.

I propose that the guild and its members sponsor a \$1,000 prize to be awarded to an entrant who self-identifies as BIPOC in the CQA/ACC annual *Quilt Canada* show. The goal is to present the award at the 2021 CQA/ACC quilt show next June.

I've spoken to Jane Cramer, the president of CQA/ACC, about this concept. She indicated that she thought the CQA/ACC board would be interested in it. But, to guarantee that the prize could be awarded for at least two years, we would need to raise a minimum of \$2,000 before CQA/ACC would agree to create the award. And three years and \$3,000 is preferable. One of our members has pledged \$1,250.00 to start the fund.

At our November meeting, we will be polling our members to find out if they would like the guild to take this concept on, and, if so, what amount they would like the guild to donate to the fund. My hope is that the guild would be authorized to provide the sum of \$500 this year, and to consider making a similar contribution next year and in future years. This would be in addition to our usual annual sponsorship of \$1,000 to CQA/ACC. We would ask the members of our guild to individually donate the rest of the required funds, so that it is clear that this is a communal effort, supported not only by the guild as a whole, but by the individual members. We can use the donation button on the guild's website for our members to contribute individual amounts to the fund.

In future years when we can get together physically, we can do some fundraising (mini silent auctions, 50/50 draws, etc.) to help build up the trust fund for the award. If we find that it's difficult for our guild to raise the funds on our own, we could certainly ask other guilds to support the award. By calling this the CQA/ACC Diversity Award, we would not be committing the guild and its members to always fund the award.

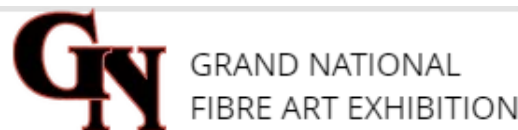
Until our November meeting, please give some thought to this suggestion, so that you'll be ready to ask any questions that you might have and you'll be ready to vote on this proposal. Keep in mind if you will, that 2021 is the 40th anniversary of the creation of the Canadian Quilters Association, the brainchild of York Heritage Quilters Guild and the Etobicoke Quilters' Guild back in 1981. Wouldn't the creation of a new award which celebrates the diversity of our community be a fitting way to celebrate!

¹BIPOC stands for *Black, Indigenous, and People of Color*. *Black* can refer to dark-skinned peoples of Africa, Oceania, and Australia or their descendants without regard for the lightness or darkness of skin tone, and who were enslaved by white people. *Indigenous*, here, refers to ethnic groups native to the Americas, and who were killed en masse by white people. *People of color* is an umbrella term for non-white people, especially as they face racism and discrimination in a white dominant culture.

Growing in use and awareness during the 2020 George Floyd protests against racism and police brutality, *BIPOC* is meant to emphasize the particular hardships faced by Black and Indigenous people in the US and Canada—especially because Indigenous people often get forgotten in social justice causes and that anti-Black racism is particularly virulent.

Call for Entries

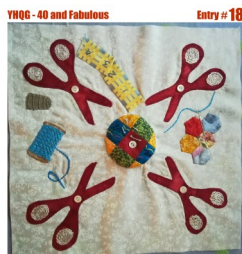
The committee for the Grand National challenges you to create a work of fibre art using the theme *Crossroads*. As time goes on, one encounters a point at which the normal path through life is divided. A decision must be made. Which way does one go? For better or worse, the future will take a new path. Create a fibre art piece that represents a crossroad past, present or future that has a profound meaning to you and accompany it with your story.




Submission deadline: December 15, 2020 [Details on the Grand National Fibre Art Exhibition website.](#)

DISPLAY & COMPETITION

Congratulations to the Winners of the “40 & Fabulous” Challenge



Sylvia R.




June B. R.



Susan G.



Janet P.



Katie P.

The winning blocks will be made into a banner to display on our membership table at in-person guild meetings. For all others who created a block for this challenge, kindly mail it to Anne McLauchlan at 108 Chudleigh Avenue, Toronto M4R 1T6. The blocks will be made into quilts by our CQ group to be donated to those in need.

2020-2021 Log Cabin Fever Block / Challenge

Our challenge for you is to create a “log cabin-esque” completed quilt of any size that you choose. Let inspiration and creativity be your guide as you remember what has kept you busy and well over these past months. [Read the challenge details on page 12.](#)

We encourage every guild member – all skill levels - to participate in this challenge. Everyone who submits an entry will be entered into the raffle. Five raffle winners will be selected at our May 2021 Guild meeting. Members can submit entries for the *Log Cabin Fever Challenge* at any point during the upcoming guild year by sending a picture of their submission to yhqg.zoom@gmail.com. The subject line of your email should read: Log Cabin Fever Entry – Submission from (your name). Entries will also be posted on our YHQG Instagram account, unless you indicate to us that you wish to opt out.

How close to 100% member participation can we get? *Are you in?*

Participation in our Virtual Show and Share

- Take a photo of your quilt/item. If you have an area of the quilt you'd like to emphasize, take a close-up of that area too.
- Email your photo(s) to yhqg.zoom@gmail.com. The subject line of your email should read: Show & Share – Submission from (your name). You can submit multiple items for Show & Share in one email. You can also include a quilt name and/or short blurb about your work or you can speak about your piece at our meeting.
- The deadline to submit your photos is noon on the Monday (day before) our guild meeting. Please note that only pieces submitted to the Zoom account by the deadline will be shared during Show & Share at our guild meeting. If you miss the deadline for Show & Share entries, you can always submit for the following month.



All photos submitted to Show & Share will be added to the guild's Instagram and Facebook accounts anonymously, so the name of the quilter is not indicated, unless the person submitting the photos clearly indicates in their email that they do not wish to have their project shown on Instagram/Facebook.

If you have also created and donated quilts for Community Quilting and would like to share them in our Virtual Show and Share monthly meetings, please send a photo to yqgg.zoom@gmail.com. Include in your email subject line: Show and Share Community Quilt submitted by (your name).

2020-2021 GUILD CHALLENGE

Page 12

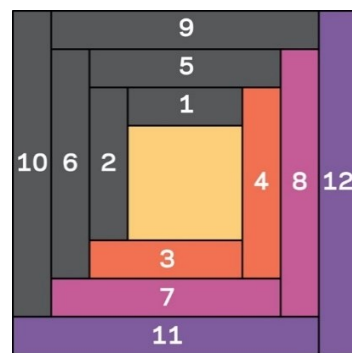
Covid-19 Log **CABIN FEVER** Challenge

Since the onset of the Covid-19 global pandemic, we've all been asked to stay in our homes and minimize social interactions. Our world seems to have been put on pause while we all practice good hand hygiene and safe social distancing. Some say that quilters have been preparing for an experience like this since the first needle was threaded. But seeing the same four walls, day in and day out, hasn't been easy. To help break this cabin fever and celebrate our contributions to keeping each other safe, let's design our own version of a log cabin block. **BEAT THAT CABIN FEVER!**

What is a log cabin pattern?

Traditionally, a log cabin begins with a centre square and sewing strips in sequence around the sides of the square. It is arranged in a repeated single block pattern that can be made of light and dark fabrics which represent the walls of a log cabin and the centre square represents the hearth or heart of the home.

The blocks to be arranged in multiple ways and create different repeats or designs. The possibilities are endless!



BLOCK ASSEMBLY DIAGRAM

Be as creative as you want and show us your own version of a log cabin. We want your creation to tell us a story: what has 2020 been like for you. The only stipulation is that that it is a finished product. Quilted, framed, sewn, appliquéd – whichever makes your vision complete.

Size

As small as a 2"x 2" block or as big as a king size bed – the size is up to you!

Material

Go stash diving. Use that piece of fabric that's been sitting in your stash from your first visit to a fabric store. Use anything that fits your vision!

Entry Submission & Due Date

Prizes will be drawn in May, but you can submit entries for the *Log Cabin Fever Challenge* at any point during the upcoming guild year. Send us a picture of your submission to yhqq.zoom@gmail.com. The subject line of your email should read: Log Cabin Fever Entry – Submission from (your name here). Entries will also be posted on our YHQQ Instagram account, unless you opt out. Of course, submission instructions may change if we go back to in-person meetings.

Prizes

As this is a participant challenge and not a viewer's choice challenge, in May 2021 we will draw five winners from the pool of participants. Each will receive \$50.

2021 TrendTex Challenge: Friendship



TrendTex Fabrics is once again generously donating beautiful fabrics for CQA/ACC's 33rd annual wall quilt challenge with the theme Friendship. Get in on the fun of this long-lasting tradition. *What will your quilt look like?*

Your design may be modern or traditional and any combination of machine and/or hand piecing, appliqué or quilting is acceptable. Embellishments are at the quilter's discretion. All five of the fabrics in the kit shown above must be clearly visible on the front of your

wall quilt and you may add three additional fabrics of your own choosing. Quilts will be judged on general appearance, design, workmanship, and the use of the challenge fabric.

To join the challenge, request the kit (five TrendTex fabrics cut into fat quarters) using the [online order form](#) and paying for it using the shopping cart. If you prefer to mail in your form with payment, [check the CQA/ACC website](#) for details.

Until January 1, 2021, there is a limit of one kit per person; additional kits may be purchased after that date, if available.

All wall quilts will become the property of CQA/ACC and be displayed at Quilt Canada 2021 in June. As a gesture of thanks, the TrendTex award-winning wall quilt will be given to TrendTex Fabrics, Inc. and all others will be sold at our popular silent auction.

The TrendTex Challenge Entry Form will be available online December 1, 2020. Get your entry in by April 5, 2021 in order to be eligible for judging. If you wish to donate a quilt for the silent auction fundraiser without having it judged it must be received by May 27, 2021. We welcome all wall quilts and look forward to seeing and displaying your challenges in Toronto. [Download the complete 2021 TrendTex Challenge Rules.](#)

MEMBERSHIP

Louise Patterson 1919 - 2020

It is with great sadness, tinged with relief, that I share the news of my mother's death on October 22 at the age of 101. She was a member of YHQQ for 31 years. Over the last 13 years mum struggled with dementia, which gradually robbed her of the capacity to do many of the things she loved – including her passion for quilting.

Mum was a charter member of the guild, taught several classes, and served on the executive as newsletter editor in the 1980s. She fully embraced the community of quilters that is our guild, and found much pleasure in the friendship of a small group that quilted together, the Suttle Seamers.

She had an enviable sense of colour and her artistry was evident in everything she produced. She certainly provided the impetus for me to begin quilting. A few years ago, when she moved with my dad to a retirement residence, we were able to brighten the lives of our extended family with close to 50 of her quilts and wall hangings.

~ Janet Patterson



THANK YOU TO OUR ADVERTISERS!

Please support our advertisers. You can click on any of our advertisers ad to be taken directly to their website.

Page 14



LARGEST SELECTION OF

FABRIC, YARN AND SEWING SUPPLIES IN THE GTA

66 Orfus Rd., NORTH YORK

"They have all my sewing needs, are very knowledgeable and helpful"
~ Customer in Toronto

- Fabrics and sewing supplies from around the world
 - The area's most extensive yarn selection
- Notions, Yarn, Sewing and Craft Supplies for all your Special Projects
 - Upholstery, Vinyl, Fashion Fabrics and Drapery
 - Brand Name Clothing for the entire family
 - Socks and Under Garments
 - Basic Housewares and Linens

SAVINGS UP TO 80%

AT FACTORY OUTLET PRICES!

Come Visit One Of Our 11 Locations

There's SEW much more at LEN'S MILL STORES



**BARRIE • BRANTFORD • CAMBRIDGE • GUELPH • HAMILTON
HAWKESVILLE • LONDON • PORT DOVER • TORONTO
WATERLOO • WOODSTOCK**



Follow us on



WWW.LENSMILL.COM

WWW.LENSMILL.COM

THANK YOU TO OUR ADVERTISERS!

Page 15

countryclothesline.ca

Place your Online Order

it will be filled quickly & safely

fresh & pretty fabric right to your door



Quilted Memories

LONG ARM QUILTING	FABRICS IN STOCK	BATTING AND NOTIONS
Edge to Edge \$3.25 Sq Ft E2E with separate borders \$4.75 Sq Ft Light Custom From \$6.50 Sq Ft	Solids, blenders, batiks 250 bolts 108" wide backs Baby flannel, pre cuts, patterns and quilt kits Block of Month	Hobbs Heirloom in most kinds. Batting by the roll Appiquick, tools, rulers, rotary blades, thread, interface, fusible fleece,

VISIT US AT	MICHELLE PALERMO LONG ARM QUILTER	DROP IN TO SHOP
4319 Hartfield Grove, Miss, ON (416) 244-2815 www.quiltedmemories.ca facebook: quiltedmemories.ca instagram @quiltedmemories		Tues - Friday 9:30 - 4 Sat 9:30 - 2 After hours appointments available

PLEASE SUPPORT OUR ADVERTISERS

Page 16

DROP BY THE STORE,
OR GIVE US A CALL.
WE'LL HELP YOU
FIND WHAT YOU'RE
LOOKING FOR!



**COUNTRY
CONCESSIONS**
Quilt Shop

YOUR TRUSTED
PFAFF DEALER

PFAFF
Perfection starts here.™

1 Dufferin Street, Cookstown, Ontario L0L 1L0
705-458-4546 | info@countryconcessions.com
WWW.COUNTRYCONCESSIONS.COM

FABRIC SPARK

*We hope you are well and
able to stay safe at home.*

Order online!
*All order are sent through "Expedited" shipping
via Canada Post.*

Don't see what you want online?
Email us at info@fabricspark.com

www.fabricspark.com

NEXT ISSUE

Submissions for the **December** issue should be sent to
yhggNewsletterEditor@gmail.com no later than **Friday, November 27.**



President

Anne McLauchlan

Past President

Irena Hopper

Secretary

Gail Lockington

Treasurer

Chrystle Stucky

Programs

Vacant

Workshops

Leslie Batt &
Donnaleen Viossak

Membership

Phoebe Visser

Library

Shirley Stalford

Community Outreach

Wendy Dines

Website

Judy Messenger

Display & Competition

France Barrette &
Susan Gaston

Newsletter

Deb Larsen

Quilt Show

Jacintha Bennell