

Inside

Meetings	2
Workshops	4
Community Quilting	7
Membership	8
Library	8
EQ8 Users Group	8
Volunteer Opportunities	9
Display & Competition	10
2020-2021 Guild Challenge	11
CQA/ACC	12
Your Executive	15



Like us on
Facebook



Follow us on
Instagram



Visit us at
www.yhqq.org

York Heritage Quilters Guild
PO Box 35510
2528 Bayview Avenue
North York, ON M2L 1A9



Happy Fall, everyone!

September just zoomed along, hasn't it? I don't know about you, but in future, I will never hear the word “zoom” without thinking about the year 2020!

Speaking of zooming along, the guild executive and committee chairs have unanimously voted to make the 2020/2021 guild year a year of meeting virtually. With Covid numbers rising and no definitive word on vaccines, this seems the safest approach for our members and our speakers. For those of you who perhaps have technological challenges, don't be afraid to reach out to us for some help or try phoning in to the meetings; it's simpler to join in than you think!

We received positive comments from many of you about the September guild meeting. Thanks to all of you who wrote in, praising our tech team—aren't they great?! People were thrilled with our speaker, Andrea Tsang Jackson, as well as our lineup of speakers and workshops for the coming year. In October, we welcome Judy Martin, whose hand sewing skills and amazing colour sense will inspire us all. Read more about her in the Meetings section of this newsletter.

We've been batting ideas around about how to do our January AGM and CQ evening virtually. While the AGM will be fine with Zoom polling (assuming we can fill the volunteer positions which are open!), how to conduct CQ was more problematic. The amazing Bev Stevens has come to our rescue! She's going to run a mini workshop that evening, teaching us a simple way to make the beautiful arrowhead block in an all guild virtual sew-along! We won't have the usual wonderful cookies (you'll have to bake your own), but we will have fellowship and door prizes, and we'll all end up with two amazing blocks (which we hope you'll donate to CQ, but you can keep them if you want).

The October meeting will be a busy one. In addition to our speaker, and the usual Show & Share (get your photos in!), the winners of the 2019/2020 President's Challenge will be revealed. You can view these incredible blocks on our website, as well as our Instagram and Facebook pages. The winning blocks will be made into a banner to go on the front of our admissions table when we can meet again in person. The other blocks will be used by CQ to make quilts or other items for donation to shelters or for sale at the Guild Show in 2021.

In addition, Display and Competition Chairs, France B. and Susan G. will be announcing the 2020/2021 Guild Challenge. It gives a lot of scope for imagination. I've already been thinking about my submission!

While this pandemic thing has been difficult for all of us, I'm grateful that we can do so much virtually, thanks to the various platforms that are available. One thing (or two!) I've really been enjoying are the CQ sew-alongs. I've been to several of the Tuesday and Saturday ones, and they're a great way to get some sewing done and speak to (and make!) quilting friends. I hope more of you will join in!

See you in October!

Until then, stay well and keep on quilting!

Anne McLauchlan—President
yhqq.president@gmail.com





Meetings will be held virtually through the Zoom platform on the third Tuesday of the month.

“Doors” will open at 6:45 pm. the meeting will begin at 7:00 pm, and run until 9:00 pm.

Invitations to each month’s meeting, which includes the link to the meeting, will be sent out a few days prior to each meeting.

Meetings will be recorded and members can access the recordings for two weeks following each meeting.

If you need assistance to join the meeting, please contact one of the following people:

Apple users (MAC, iPad, or iPhone) user, please contact Chriss Coleman at either 289.383.0555 or quilts@chrisscoleman.ca

PC users, please contract Sandra Yen at 416.523.0488 or oudaze@hotmail.com

If you are unfamiliar with Zoom and its controls, you can view the [YHOG Zoom Orientation video](#) prior to the meeting. And if you still have questions, join the meeting early and one of our Tech Team will be happy to help.

Prior to joining the meeting, we ask that you turn off any computer notifications you have (on your email account, for example) so we won’t have dinging and donging going on during the meeting.


Once the meeting begins, please mute yourself to eliminate background noises.

October 20, 2020 Judy Martin: My Awakened Heart

Website: www.judithmartinart.com

In her lecture *My Awakened Heart*, Judy will speak about her personal journey to self-awareness through her work with hand stitch and natural dyes. Her needle is her companion as she journeys towards her own inner softness.

The world continues to come to grips with several crises in 2020 and all of us are stressed, fearful, and overwhelmed. In her October lecture, Judy will illustrate one of her strong beliefs: *Making is Healing*. Beginning with images from early March 2020, and moving through the spring and summer the artist will show how some of her projects developed and how, through making them, she was helped through this emotional time of great change.



November 17, 2020

Karen K. Stone: Highlights of 30+ Years of Quilt Making

Website: www.karenkstone.com

Innovation and tradition motivate Karen K. Stone, a quilter since 1986. Her quilts have won numerous awards, including first prizes in international competitions, and her designs appear frequently in exhibitions and on magazine covers. Her “Clam Session” quilt was awarded Master of Innovative Artistry at the 2009 International Quilt Festival, and her “Indian Orange Peel” quilt was the People’s Choice at Quilt National 1995.

Having enjoyed incredible success in design, publication, and teaching, Karen finds no greater satisfaction than in hand stitching binding onto a newly quilted piece, with the possible exception of students returning to report they’re having a lot more fun quilting since taking her color class.



February 16, 2021

Peter Byrne: My Journey into Quilting

Website: www.peterbquilts.com

Peter is an award-winning modern quilter and teacher with a deep passion for innovation and design. He loves making quilts and teaching others to quilt. He is known for taking a fresh approach to quilt construction and design, combined with technical mastery.





Location

Your home! Workshops will be held virtually over Zoom.

Workshop Hours

9:30 am to 3:30 pm

However, with teachers in many time zones, workshop times might change. Confirmation of workshop times will be sent in the zoom meeting notices.

Registration

Please note that workshop space is limited. Virtual workshops are like in-class workshops, so sign up early. Your registration is not confirmed until payment is received.

Fees

Full-day workshop: \$75

Non-members: \$85

Payment may be made by cheque, cash, [credit card \(Square\)](#) or by e-transfer to treasurer.yorkheritage@gmail.com.

Some workshops require a kit fee, which is payable with the registration fee. Kit requirements and fees are to be confirmed by the October meeting.

Cancellation fee is \$25.

Workshops Chairs

Leslie Batt

Donnaleen Vlossak

Karen K. Stone

www.karenkstone.com

Saturday, November 21

English Paper Piecing by Machine

Do you love but avoid the traditional one-patch? Handwork is wonderful, but let's explore an innovative machine technique, useful for any pattern that would be English paper pieced, without compromising the integrity of the original. We begin with hexagons, then move quickly to a Sunburst star, like in the pictured quilt, simplified for class. You'll enjoy having this in your bag of tricks!



Supply list: 10-15 fat quarters (or equivalent) from stash, some of which should read solid.

Peter Byrne

www.peterbquilts.com

**Saturday, February 20 and
Sunday, February 21**

Cityscape Improv Workshop

In this class students will learn a new approach to deconstructing/improv strip piecing and create a late summer's eve cityscape, including bright lights, dark skies, and modern tower blocks, filling this quilt in a modern way with a new approach to quilting I call Overlay Quilting.



Students will explore value, learn how to Improv strip-piece, and build dark skies and modern tower blocks and will complete making their quilt top. In the afternoon students will learn several modern quilting motifs including grid work, matchstick and overlay quilting. This workshop provides a great space for exploring freedom of choice. All students are encouraged to work past the guidelines and create a one of a kind 18-inch square modern quilt.

\$25. Kit fee is optional.

Note: This two-day workshop will be held from 10:00 am to 2:00 pm each day, allowing students more time for sewing.

WORKSHOPS

Page 5

Sandra Johnson

www.sandrajohnsondesigns.com

Saturday, March 20

Re-Purpose Denim into a Quilt

In this workshop participants will learn to deconstruct old denim jeans into new and beautiful quilts. During this workshop participants will learn how to save all those favorite pockets, zippers, grass stains, and rips to make them into a very warm and useful one-of-a kind quilt.



Gail Garber

www.gailgarber.com

Saturday, April 24, 2021

Asymmetry in Quilt Design

Create a unique twist on tradition! Asymmetric design in stars, borders, and backgrounds using simple techniques. 6 Hour Drawing class: no fabric required and no UFO to take home, just new designs for your tool kit. A comprehensive how-to workbook and a foundation piecing demonstration will help you to understand these techniques.

Workbook fee of \$15.



Tuesday, April 27, 2021 21

Little Goose, Little Goose, Fly Away Home

Learn how to create this charming house block with a flying goose insert in a fun, one day class. The class is designed for students of all skill levels who wish to learn Gail's creative design and piecing processes and techniques in a low stress, easy to finish class! Students will get an introduction to original design concepts and have detailed instruction in freezer paper piecing techniques and curved seam piecing

Kit fee: \$25 for pattern and workbook

Maria Shell

www.mariashell.com

Wednesday, May 19, 2021


Riffing on Tradition: Exploring Design Elements with Quilt Blocks

Using traditional quilt blocks as a foundation, explore new territory in making contemporary quilts. Learn how to take simple, traditional quilt blocks and blow them up, repeat them, distort them, and create fabulous new compositions.

Saturday, May 29, 2021

Lines + Triangles = Squares

Be empowered to take the basic shapes of patchwork to a new level. Learn how to create improvisationally cut and pieced stripes. Then learn how to turn these "stripes" into traditional patchwork shapes.



Benefits of Virtual Workshops

Benefits of virtual workshops are varied, including...

- ◆ No driving to class. This is especially nice when you wake up on the day of the workshop and it's blowing snow outside.
- ◆ Nothing to pack! No more wondering if you brought everything you need. No more panicking if you forgot to bring something. No more packing your sewing machine, lugging it into and out of your car and up to the studio, taking it back down, out to your car, into your house, and setting it back up. Phew. I'm tired just typing this!
- ◆ You are in your own studio space. You know where everything is. No more, what pocket did I put those scissors in? Or where is that fabric? I know I packed it.
- ◆ No packing lunch. Or packing your lunch and forgetting it on the counter at home!
- ◆ You will always have a front row view of the instructor and their work. Demos by instructors will be clear
- ◆ Instructors still offer one-on-one instruction. You can ask questions live or in the chat either publicly or privately.
- ◆ You can chat with fellow participants.
- ◆ There will be technical help during the workshop from your York Heritage Quilt Guild Tech Team. You are not alone. If you can't figure something out, we'll help!
- ◆ And my number one favourite for those mid-winter workshops: you can attend in your jammies!



6350 Main St Stouffville, Ontario

(905) 640-5635

- Over 1830 Bolts of Cotton (in stock)
- Sewing Machines & Sergers
- Drapery & Upholstery Fabrics
- Quality Alterations (Men and Women)
- Sewing & Quilting supplies
- Custom Sewing
- Sewing Classes

www.annssewing.ca annsfabrics@bellnet.ca

In Business for 40 years Open Thurs. till 7pm



Juki TL-2010Q Sewing Machine

- Straight sew machine
- Great for piecing
- Quality stitch with speed
- Test drive at Ann's

COMMUNITY QUILTING



Community Quilting Projects

- Prepared tops for quilting
- Block kits for piecing in three pattern choices
- Quilting kits of top, batting, and backing fabric
- Slab block kits/make your own

We have pick up/drop off locations around the city. Please call first to arrange a mutually convenient time.

North

Leslie Batt ,15 Fleetwood Court
416.221.5437 or cell 416.805.3237

Northeast

Donnaleen Vlossak, 4 Tanburn Place
416.447.8403

Central

Anne McLauchlan, 108 Chudleigh Ave
416.484.6101

Midtown

Wendy Dines, 57 Eastbourne Avenue
416.486.8378

North York

Sandra Yen, 20 Swiftdale Place
647.517.2371

Community Quilting Groups

Join a CQ sew-along on Tuesday or Saturday mornings and bi-weekly Monday morning from 10:00 am to noon. Links for the Zoom get together are sent to all members a day or two in advance.

Community Quilting Chair

Wendy Dines

Our Guild members are so generous with their time, effort, and creativity on behalf of Community Quilting.

In recognition of this largess, for each quilt top or completed quilt, whether from CQ kits or from their own stash, the maker will be entered into a draw for a prize. There is a bundle of fat quarters, a gift to the guild from Tamara Kate, numerous quilting books, and additional fabric samples.

Thank you to the following members:

Peter Reeve-Newson: nine sandwiches quilted on his midarm

Katie Pidgeon: completed 15 kids CQ sandwiches

Deb Larsen: quilted two CQ sandwiches

Ann Sutherland: four completed quilts from her own stash and four completed CQ quilts, and one top

Jacintha Bennel: five completed quilts from CQ kits;

Wendy Dines: one completed CQ kit and one complete quilt from her own stash

Daryl Workman: one top from own stash

Jean Pucyk: 14! completed quilts from her own stash

Jan McGoey: five hand pieced and hand quilted quilts from her own stash

Martha Huffman: five completed CQ quilts

Phoebe Visser: six completed quilts from her own stash

Joanne Laing: three tops from her own stash

Leslie Batt: six completed quilts from CQ kits

Nonnina's Table will be the focus organization to which many of the kids quilts will be directed. Because of the effects on the economy and individual households, the need in the community served by Nonnina's Table is so much greater this year.

So, if you can, please consider either making donations of personal care products, grocery store gift cards, warm winter items such as socks, hats, mittens & scarves or a direct cash donation to this charity.

Items can be delivered to the five drop off locations in the city (see left).

thank
you!

MEMBERSHIP

Page 8



I hope everyone enjoyed our September Zoom meeting - it was good to see so many there. We will have another draw at our October meeting for all those who renewed before September 30. Thank you to everyone who has renewed their membership for the upcoming year.


Your executive is working very hard to keep you involved in our guild in very unusual circumstances. Meetings will be online but you will be kept involved, included, and welcome—just like we have always tried to make you feel at our meetings. We still want you and need you!

If you have any questions or concerns you can call me at 905.884.7287 or [email me \(yhgg.membership@gmail.com\)](mailto:yhgg.membership@gmail.com).

Phoebe Visser

Membership Chair

LIBRARY



While we can do many things virtually, checking out library books isn't one of them. Many of you have books that you checked out at our February meeting. You may continue to hold on to them, but please ensure you keep track of them. We don't want any to go missing!

If you'd like to return them, you can drop them off at any of our CQ drop off locations situated around the City.

Are you ready to sharpen your EQ8 skills?


The Electric Quilt Company has spent over 25 years developing and evolving their quilt design software and the latest release, EQ8, is a game-changer! Have you purchased the software and tried it out? How adept are you at releasing the full power of the tool and unleashing your creativity?

Our Royal City EQ8 Users Group was created for just this purpose! We'd like to extend a welcome to other EQ enthusiasts to join us. Our group is intended for those who already own EQ8 software and want to become more proficient users of the program features. Individual study, followed by group discussions and group challenges are a regular feature of our bi-monthly meetings.

We meet via Zoom at 7:00 pm (Eastern Time) on the fourth Tuesday of January, March, May, September and November. We thank the Royal City Quilters' Guild of Guelph, ON for sharing their Zoom account for this purpose, this year.

Fortunately, that also means you don't have to live in or around Guelph, ON to become a Member! Your participation in our group is currently FREE! We do require each participant to make a small investment in the purchase of their own study materials for the year (e.g., workbooks). Want to learn a little more? The current EQ8 Users Group has created this video to introduce ourselves to others: <https://vimeo.com/441869263>

If you have more questions or would like to submit a request to join, please send an email to eq8users@royalcityquiltersguild.ca for more details.



VOLUNTEER OPPORTUNITIES

Page 9



Volunteers keep our Guild running! We urgently need volunteers for the following positions.

Vice President

Our by-laws provide that we are to have either a past president or a vice president. Irena Hopper, our current past president, is retiring at our January, 2021 annual general meeting. While we love her, Irena has already put in extra time in her role due to the change of date of our AGM, and we recognize that it's time for her to move on to other things.

We need a vice president to start in January, 2021, to assist the president for a one year term and to prepare to take over the president's role in January, 2022 for a two year term, followed by one year as past president. It's a big commitment, but the time will fly by.

Program Chair

Irena Hopper (there's that name again!) has been acting as interim program chair since last January. She and her team have put an awesome virtual program together and have started on our 2021-2022 programming. We need someone to take over this role effective anytime.

Quilt Show Chair

Our Guild Quilt Show was originally scheduled to take place in November, 2020. The space was booked. The vendors were booked. The artists were booked. The quilt submission materials were posted. The chair positions were filled. Pretty much all of the heavy lifting has been done. Jacintha Bennell has plans for 2021 and is resigning as chair. But knowing Jacintha, she will help her replacement any way she can. We need someone to take over this role, effective anytime, but no later than the January, 2021 AGM.

Treasurer

This is just a heads up to think about this position and whether you have the skills and interest to take over from Chrystle Stuckey in January, 2022. While Chrystle had originally thought about retiring from this role in January, 2021, she has graciously agreed to stick with us while we navigate our virtual year. We will need a new treasurer come January 2022.

Tech Team

While we have a good roster of people working on the Tech Team, but good technology is all about redundancy. We'd happily welcome new members to this team and would be happy to train you. Join anytime.

Interested?

If you're interested in any of these positions, even if it's only to get a bit more information about them, or if you have an idea for someone who could fill one of these roles perfectly, please either contact the current holder of the position or contact Anne McLauchlan at yhqq.president@gmail.com.

And don't think being a newish member disqualifies anyone from any of these positions. Each position comes with a great supportive team. Our current president has only been a guild member since 2016! If she can do it, anyone can!



DISPLAY & COMPETITION

Have the cooler temperatures and the beautiful fall colours inspired you to dig into your stash and start/finish a new project? Are you making quilts that are tried and true or are you pushing your creative limits and coming up with new patterns . We can't wait to see what you have done.

2019-2020 President's Challenge "40 & Fabulous Block"

Thank you to all who have submitted their 2019-2020 President's Challenge 40 & Fabulous block. Please mail your block to Ann McLauchlan, 108 Chudleigh Avenue, Toronto M4R 1T6.

Challenge block photos were posted anonymously on the guild Instagram and website. Members picked their top five (5) selections (each block was numbered) and emailed their selection to Anne McLauchlan. The numbers have been tallied and the top five winners will be announced at the October guild meeting. Those five blocks will be included in a banner for our meeting registration table. All of the other blocks will be made into quilts by our Community Quilting group and will be donated to those in need.

2020-2021 Log Cabin Fever Block / Challenge

Some of you may have felt the effects of cabin fever during this current pandemic. Our executive team has decided to celebrate everyone being healthy and safe by creating our *Log Cabin Fever Challenge*. Our challenge for you is to create a "log cabin-esque" completed quilt of any size that you choose. Let inspiration and creativity be your guide as you remember what has kept you busy and well over these past months.

We encourage every guild member – all skill levels - to participate in this challenge. Everyone who submits an entry will be entered into the raffle. Five raffle winners will be selected at our May 2021 Guild meeting (whether by Zoom or in-person).

Members can submit entries for the *Log Cabin Fever Challenge* at any point during the upcoming guild year by sending a picture of their submission to yhqq.zoom@gmail.com. The subject line of your email should read: Log Cabin Fever Entry – Submission from (your name). Entries will also be posted on our YHQQ Instagram account, unless you indicate to us that you wish to opt out.

Participation in our Virtual Show and Share

Show & Share will continue virtually during our monthly meetings. We want to showcase all your hard work and beautiful quilts. To participate in our virtual Show & Share, please take a photo of your quilt/item. If you have an area of the quilt you'd like to emphasize, take a close-up of that area too. Email your photo(s) to yhqq.zoom@gmail.com. The subject line of your email should read: Show & Share – Submission from (your name). You can submit multiple items for Show & Share in one email. You can also include a quilt name and/or short blurb about your work or you can speak about your piece at our meeting.



The deadline to submit your photos is noon on the Monday (day before) our guild meeting. Please note that only pieces submitted to the Zoom account by the deadline will be shared during Show & Share at our guild meeting. If you miss the deadline for Show & Share entries, you can always submit for the following month.

All photos submitted to Show & Share will be added to the guild's Instagram and Facebook accounts anonymously, so the name of the quilter is not indicated, unless the person submitting the photos clearly indicates in their email that they do not wish to have their project shown on Instagram/Facebook.

If you have also created and donated quilts for Community Quilting and would like to share them in our Virtual Show and Share monthly meetings, please send a photo to yqqg.zoom@gmail.com. Include in your email subject line: Show and Share Community Quilt submitted by (your name).

2020-2021 GUILD CHALLENGE

Page 11

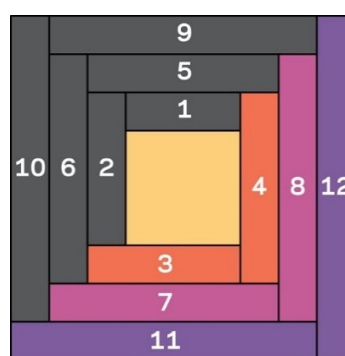
Covid-19 Log **CABIN FEVER** Challenge

With the onset of the Covid-19 global pandemic, we've all been asked to stay in our homes and minimize social interactions. Our world seems to have been put on pause while we all practice good hand hygiene and safe social distancing. Some say that quilters have been preparing for an experience like this since the first needle was threaded, but having to see the same four walls, day in and day out hasn't been easy. To help break up this cabin fever, let's celebrate us all doing our part by designing our own version of a log cabin block. **BEAT THAT CABIN FEVER!**

What is a log cabin pattern?

Traditionally, a log cabin begins with a centre square and sewing strips in sequence around the sides of the square. It is arranged in a repeated single block pattern that can be made of light and dark fabrics which represent the walls of a log cabin and the centre square represents the hearth or heart of the home.

The blocks to be arranged in multiple ways and create different repeats or designs. The possibilities are endless!



BLOCK ASSEMBLY DIAGRAM

We want you to be as creative as you want and show us your own version of what a log cabin is for you. We want your creation to tell us a story of what most of 2020 has been for you. The only stipulation is that whatever log cabin-esque creation you submit, that it is a finished product. Quilted, framed, sewn, appliquéd – whichever makes your vision complete.

Size

As small as a 2"x 2" block or as big as a king size bed – the size is up to you!

Material

We suggest that this is the time to go stash diving. Use that piece of fabric that's been sitting in your stash from your first visit to a fabric store. Use anything that fits your vision!

Entry Submission & Due Date

The beauty of this challenge is that there is no due date per se. Members can submit entries for the *Log Cabin Fever Challenge* at any point during the upcoming guild year by sending a picture of their submission to yhgg.zoom@gmail.com. The subject line of your email should read: Log Cabin Fever Entry – Submission from (your name here). Entries will also be posted on our YHGG Instagram account, unless you indicate to us that you wish to opt out. Of course, these instructions may change if we go back to in-person meetings.

Prizes

As this is a participant challenge and not a viewer's choice challenge, in May 2021 we will draw five winners from the pool of participants. Each will receive \$50.

In the midst of these interesting and trying times, we are so fortunate to have our quilting to provide us with a creative outlet. CQA/ACC has very recently launched its [new website](#) and the content that you will see there will only add to enjoyable quilting time. We encourage you to [visit the new website](#).



HOME COMMUNITY QUILT CANADA BLOG GALLERY MAGAZINE SHOP LOGIN

JOIN US

Learn and Share with
Canada's Quilt Community

JOIN US

SAVE THE DATE FOR QUILT CANADA 2021: JUNE 16 TO 19

LEARN MORE

CQA/ACC is hosting its Challenges and Concurrent Shows online in October. We're sure that you will all enjoy seeing these and voting for Viewer's Choice awards for the four challenges. As you will see, there will be much to enjoy with these virtual quilt shows.

Virtual Show Dates for the 2020 Challenges

2020 TrendTex Challenge

Displayed on website by October 1

Online Viewers' Choice voting Oct. 1-14

2020 Suzi-Q Youth Challenge

Displayed on website by October 5

Online Viewers' Choice voting October 5-19

2020 Try-A-Triad Challenge

Displayed on website by October 13

Online Viewers' Choice voting October 13-27

2020 Gateway To Adventure Challenge

Displayed on website by October 19

Online Viewers' Choice voting Oct. 19 - 31



Wishing for 2020 Vision by Carole Gold
Winner of the 2020 TrendTex Challenge

See all the entries and vote for Viewer's Choice on the CQA website beginning October 1.

THANK YOU TO OUR ADVERTISERS!

Please support our advertisers. You can click on any of our advertisers ad to be taken directly to their website.

Page 13



LARGEST SELECTION OF FABRIC, YARN AND SEWING SUPPLIES IN THE GTA

66 Orfus Rd., NORTH YORK

"They have all my sewing needs, are very knowledgeable and helpful"
~ Customer in Toronto

- Fabrics and sewing supplies from around the world
- The area's most extensive yarn selection
- Notions, Yarn, Sewing and Craft Supplies for all your Special Projects
- Upholstery, Vinyl, Fashion Fabrics and Drapery
- Brand Name Clothing for the entire family
- Socks and Under Garments
- Basic Housewares and Linens

SAVINGS UP TO 80%

AT FACTORY OUTLET PRICES!

Come Visit One Of Our 11 Locations

There's SEW much more at LEN'S MILL STORES

 **BARRIE • BRANTFORD • CAMBRIDGE • GUELPH • HAMILTON**
HAWKESVILLE • LONDON • PORT DOVER • TORONTO 
WATERLOO • WOODSTOCK

Follow us on

WWW.LENSMILL.COM    WWW.LENSMILL.COM

THANK YOU TO OUR ADVERTISERS!

countryclothesline.ca

Place your Online Order

it will be filled quickly & safely

fresh & pretty fabric right to your door



Quilted Memories

LONG ARM QUILTING	FABRICS IN STOCK	BATTING AND NOTIONS
Edge to Edge \$3.25 Sq Ft E2E with separate borders \$4.75 Sq Ft Light Custom From \$6.50 Sq Ft	Solids, blenders, batiks 250 bolts 108" wide backs Baby flannel, pre cuts, patterns and quilt kits Block of Month	Hobbs Heirloom in most kinds. Batting by the roll Appiquick, tools, rulers, rotary blades, thread, interface, fusible fleece,

VISIT US AT	MICHELLE PALERMO LONG ARM QUILTER	DROP IN TO SHOP
4319 Hartfield Grove, Miss, ON (416) 244-2815 www.quiltedmemories.ca facebook: quiltedmemories.ca instagram @quiltedmemories		Tues - Friday 9:30 - 4 Sat 9:30 - 2 After hours appointments available

PLEASE SUPPORT OUR ADVERTISERS

Page 15

DROP BY THE STORE,
OR GIVE US A CALL.
WE'LL HELP YOU
FIND WHAT YOU'RE
LOOKING FOR!



**COUNTRY
CONCESSIONS**
Quilt Shop

YOUR TRUSTED
PFAFF DEALER

PFAFF
Perfection starts here.™

1 Dufferin Street, Cookstown, Ontario L0L 1L0
705-458-4546 | info@countryconcessions.com
WWW.COUNTRYCONCESSIONS.COM

FABRIC SPARK

*We hope you are well and
able to stay safe at home.*

Order online!
*All order are sent through "Expedited" shipping
via Canada Post.*

Don't see what you want online?
Email us at info@fabricspark.com

www.fabricspark.com

NEXT ISSUE

Submissions for the **November** issue should be sent to
yhggNewsletterEditor@gmail.com no later than **Friday, October 23.**



President

Anne McLauchlan

Past President

Irena Hopper

Secretary

Gail Lockington

Treasurer

Chrystle Stucky

Programs

Vacant

Workshops

Leslie Batt &
Donnaleen Viossak

Membership

Phoebe Visser

Library

Shirley Stalford

Community Outreach

Wendy Dines

Website

Judy Messenger

Display & Competition

France Barrette &
Susan Gaston

Newsletter

Deb Larsen

Quilt Show

Jacintha Bennell