



York Heritage Quilters Guild Membership

2020-2021

Membership Renewal Due: June 30, 2020

Last Name	First Name	Date (DD/MM/YY)
-----------	------------	-----------------

<input type="checkbox"/> Check here if all information is the same as prior	
Email Address	
Phone Number	
Address	
City	Postal Code

☐ This contact information is provided to the membership (for personal use only). If you DO NOT wish to have your contact information provided to the membership, please check here.

Tel. No. : Yes/No E-Mail: Yes/No Mailing Address: Yes/No

Returning Member	\$55.00	
New Member (includes Name Badge)	\$65.00	
Newsletter via Email	\$ 0.00	
Newsletter Printing and Postage (Optional)	\$15.00	
Replacement Badge	\$10.00	
Credit Card Fee	\$ 3.00	
	TOTAL	\$

MAKE CHEQUES PAYABLE TO:
YORK HERITAGE QUILTERS GUILD

Membership Chair Use	Date Received
Cash (receipt required)	
Cheque# _____	
Credit card	

E-TRANSFERS TO: TREASURER.YORKHERITAGE@GMAIL.COM

PLEASE RETURN THE MEMBERSHIP FORM TO THE MEMBERSHIP DESK OR MAIL TO:
YORK HERITAGE QUILTERS GUILD PO Box 35510, 2528 BAYVIEW AVE., TORONTO ON M2L 1A9

How would you like to help your Guild?

Community Quilting		Membership Table	
White Glove/ Display		Show & Share/Display	
Member Showcase		Executive Board	
Library		I need a ride/can give a ride	

The Committee Chair for each of the positions you have indicated will contact you with further details.

MAKING YHQG BETTER...The YHQG Executive is always looking to enhance our members' experience. Please comment, below and on the reverse, on additional speakers, suggestions for programming, or library resources you would like to see.

Inside

Zoom	2
Meetings	4
Workshops	8
Library	8
Membership	8
Community Quilting	9
Volunteer Opportunities	11
CQA/ACC	12
Display & Competition	14
Your Executive	15



Like us on
Facebook




Follow us on
Instagram



Visit us at
www.yhqc.org

York Heritage Quilters Guild
PO Box 35510
2528 Bayview Avenue
North York, ON M2L 1A9



Happy September Everyone!

What a challenging year this has been for all of us! We've all been learning new things: how to shop while wearing masks, how to socially distance in public, and how to keep in touch with family and friends without, well, touching.

While learning new things was one of the reasons I joined this guild, I never expected that it would result in improved technological skills! I've joined Instagram so I can see what friends and family are doing, learned how to Zoom like a pro (sort of!), and signed up for a number of new-to-me quilt blogs.

One of our new, technological ways of doing things is, of course, our York Heritage Zoom meetings. I was thrilled to see so many of you at our July Zoom practice meetings and at our special joint meeting with Toronto Modern Quilt Guild, where our speaker, Dr. Chawne Kimber, was both informative and thought provoking. I can't thank the members of our Tech Committee enough for all the work they've put in to make our Zoom meetings a reality!

But the Tech Committee wasn't the only committee working away this summer.

Keeping in mind the constraints of pandemic safety, our Program Committee has planned a year of speakers and workshops which can all take place virtually, if need be. Our first meeting of the year will feature Andrea Tsang Jackson, a noted east coast quilt artist who was originally scheduled to speak to us this past spring. Our first workshop of the year will take place in November and will feature Karen K. Stone. Other workshops are planned for later in the guild year.

Our Community Quilting group has been having weekly Zoom meetings throughout the summer, and is starting weekly virtual sew alongs. Bev Stevens has been cutting and designing away and has produced kits and sandwich kits which can be picked up by members at various locations. There are going to be more people in need this year than in the past, so the contributions of our members to the CQ program are needed now more than ever. To encourage participation in CQ's efforts (whether you attend some sew alongs or work away on your own), CQ is planning an exciting draw for November. Have a look at the CQ report later in this newsletter for more details regarding the sew alongs, the draws, and locations for curbside pick up and drop off.

Display and Competition has figured out how to hold the 2019/2020 challenge vote and has come up with a brilliant guild challenge for the current year which will be announced at the October meeting. For now, have a look at the Display and Competition page in this newsletter for details of how to submit your fortieth anniversary challenge block.

While we can't distribute library books, we can publish quilting book reviews in our newsletters. If you've read a great quilting book lately, please feel free to send a book review in to Deb Larsen, our newsletter editor.

The committee members do a lot, but without all of you our guild wouldn't exist. If you haven't renewed your membership for the coming year, please do so by the end of September so you won't miss any of the amazing speakers and activities that are planned for this year!

Stay well, and keep on quilting!

Anne McLauchlan—President
yhqc.president@gmail.com

Learning About Zoom

Welcome to York Heritage Virtual!



Guild meetings for the foreseeable future will be held virtually. Zoom invitations for each meeting will be sent via email to all members a day or two before each meeting. “Doors” will open at 6:45 pm and the meeting will begin at 7:00 pm.

We know that many of you may not be familiar with all the features of Zoom. We will hold a meeting solely dedicated to Zoom training on September 8 in case you missed one of the July meetings, or in case you want to have a review before our regular virtual September meeting. The meeting will include an introduction to Zoom for users of all platforms, a few brief announcements, Show and Share, and an opportunity for attendees to ask questions and chat with one another. [You can view our Zoom Orientation video here.](#)

If you don't have a computer/tablet/iPhone/etc., don't worry. You will be able to phone into the meeting and listen. You won't get to see the various presentations, but you will be able to hear everything.

Participation in Show & Share

Please send photos of your Show & Share items to yhgg.zoom@gmail.com preferably three days prior to the meeting at which you wish to show them, but no later than noon the Monday prior to the meeting. Our Tech Team needs time to put together the presentation.

At the virtual meeting, you will have an opportunity to speak about your project. When taking photos, if there are areas of your project which you wish to highlight (e.g., sections with embellishment), include a close-up photo as well. Make sure that you include your name in the email which you send in to us.

Keep in mind that, if you plan to display your quilt in a quilt show, you should probably not submit it to Show & Share depending upon the rules of the show you intend to exhibit.

All photos submitted to Show & Share will be added to the guild's Instagram and Facebook accounts (anonymously, so the name of the quilter is not indicated) unless the person submitting the photos clearly indicates in their email that they do not wish to have their project shown on Instagram/Facebook.

We plan to include the summer Show & Share photos at the September Zoom meeting as well. If you don't want this to be done, please indicate this in your email to yhgg.zoom@gmail.com.

Alleviating Your Zoom Concerns About Security

Over the course of a few months, Zoom's number of daily users rocketed from 10 million to 300 million. With this huge increase, people have started asking questions about the product's security and privacy. In response, Zoom has been making regular updates to maintain security.

Some of Zoom's features were developed to make the product easy to use. Unfortunately, those same features have been abused by mischief makers. Most of the complaints about Zoom have to do with new users doing things they didn't realize are unsafe. These kinds of mistakes are easy to avoid with a little knowledge.

You may have heard of Zoombombing, which is to have one's meeting interrupted by unwanted guests doing truly inappropriate things. It's unlikely anyone will be able to zoombomb one of our guild meetings. York Heritage Quilters Guild does not post our meeting invitations online so zoom bombers won't find our meetings. In addition, everyone attending our meetings is automatically put in an online waiting room and must be admitted by a meeting host. It's a lot like the way you live in your home. When someone knocks at your door, you look out the peephole to decide, on a case-by-case basis, who you will invite inside. The Zoom waiting room performs the same function. If the meeting host doesn't recognize a person in the waiting room, they don't get to come in to the meeting. And, if we accidentally admit someone who doesn't know how to act, the meeting host can remove them from the meeting with a few clicks of the mouse.

Another feature of Zoom lets you give control of your computer to another person. If someone you trust is trying to help you solve a problem, that's a nice feature to have. However, naive Zoom users have handed over control to someone they didn't know and been shocked when the stranger caused trouble! York Heritage Zoom hosts will NOT be handing control of their computers to strangers and neither should you!!

If you are using Zoom to meet with friends and family, be sure to keep up with the latest updates just as you do with your computer. Updating your Zoom software ensures your device has the latest security improvements as soon as they are ready for the general public.

No product is perfect but for now we think Zoom is the best available option. If we find something better or safer, we will make a switch. No matter the product, we will use it in responsible ways to keep our members (and ourselves) safe online.



Quilted Memories

<h3>LONG ARM QUILTING</h3>	<h3>FABRICS IN STOCK</h3>	<h3>BATTING AND NOTIONS</h3>
<p>Edge to Edge \$3.25 Sq Ft E2E with separate borders \$4.75 Sq Ft Light Custom From \$6.50 Sq Ft</p>	<p>Solids, blenders, batiks 250 bolts 108" wide backs Baby flannel, pre cuts, patterns and quilt kits Block of Month</p>	<p>Hobbs Heirloom in most kinds. Batting by the roll Appiquick, tools, rulers, rotary blades, thread, interface, fusible fleece,</p>
<h3>VISIT US AT</h3>	<h2>MICHELLE PALERMO</h2> <p>LONG ARM QUILTER</p>	<h3>DROP IN TO SHOP</h3>
<p>4319 Hartfield Grove, Miss, ON (416) 244-2815 www.quiltedmemories.ca facebook: quiltedmemories.ca instagram @quiltedmemories</p>		<p>Tues - Friday 9:30 - 4 Sat 9:30 - 2 After hours appointments available</p>

MEETINGS

Our program team has put together a great program for 2020/2021. The fall program will take place virtually through Zoom. A decision about whether the winter/spring program will be in person or virtual will be made later in the year.

Meetings will be held virtually through the Zoom platform on the third Tuesday of the month from 7:00 pm to 9:00 pm. Invitations to each month's meeting, which includes the link to the meeting, will be sent out a few days prior to each meeting. We will send out an invitation to the September meeting to all 2019-2020 guild members. Beginning with our October meeting, invitations will be sent to all guild members who have paid their 2020-2021 membership fees. Meetings will be recorded and members can access the recordings for two weeks following each meeting.

September 15, 2020

Andrea Tsang Jackson: From Flying Solo to Flying Geese

Website: www.atj.3rdstoryworkshop.com

Andrea Tsang Jackson is a textile artist, quilt designer, and author based in Halifax, Nova Scotia, Canada. Her first encounter with quilting came when she was expecting her first child in 2011. Quilting has become the medium through which she explores her interests in material, geometry, and place. Her work has been published in *Flare*, *Uppercase Magazine*, *Curated Quilts*, *Modern Patchwork*, *Love Patchwork and Quilting (UK)*, and *Make Modern* (Australia).



Ann's
Fabric & Sewing Center

6350 Main St Stouffville, Ontario

(905) 640-5635

- Over 1830 Bolts of Cotton (in stock)
- Sewing Machines & Sergers
- Drapery & Upholstery Fabrics
- Quality Alterations (Men and Women)
- Sewing & Quilting supplies
- Custom Sewing
- Sewing Classes

www.annssewing.ca annsfabrics@bellnet.ca

In Business for 40 years Open Thurs. till 7pm



Juki TL-2010Q Sewing Machine

- Straight sew machine
- Great for piecing
- Quality stitch with speed
- Test drive at Ann's

October 20, 2020

Judy Martin: My Awakened Heart

Website: www.judithmartinart.com

Judy Martin is a full-time professional textile artist living on Manitoulin Island in Ontario. She has devoted many years to the vocation of creating large-scale abstract textile art and is an important slow stitch artist in Canada. Judy has received recognition across North America and around the world with her hand-stitched drawings and art quilts.

Judy is presenting her earlier art quilts that are visual stories about her family and that daily juggling act of the mother-artist. Judy uses dyes, hand-stitch, re-purposed domestic textiles and time.



November 20, 2020

Karen K. Stone: Highlights of 30+ Years of Quilt Making

Website: www.karenkstone.com

Innovation and tradition motivate Karen K. Stone, a quilter since 1986. Her quilts have won numerous awards, including first prizes in international competitions, and her designs appear frequently in exhibitions and on magazine covers. Her “Clam Session” quilt was awarded Master of Innovative Artistry at the 2009 International Quilt Festival, and her “Indian Orange Peel” quilt was the People’s Choice at Quilt National 1995.

Having enjoyed incredible success in design, publication, and teaching, Karen finds no greater satisfaction than in hand stitching binding onto a newly quilted piece, with the possible exception of students returning to report they’re having a lot more fun quilting since taking her color class.



February 16, 2021

Peter Byrne: My Journey into Quilting

Website: www.peterbquilts.com

Peter is an award-winning modern quilter and teacher with a deep passion for innovation and design. He loves making quilts and teaching others to quilt. He is known for taking a fresh approach to quilt construction and design, combined with technical mastery.



March 16, 2021

Sandra Johnson: Denim Quilt

Website: www.sandrajohnsondesigns.com

Sewing with her grandmother started it all. Sewing was the foundation that led her into quilting. From the beginning, the process of transforming fabric into art struck Sandra as magical. What started as a hobby turned her passion into an artistic reality.

Sandra will take us through her quilting journey showing us over 20 quilts – many using repurposed denim clothes and fabric. Many of her quilts are hand quilted using her big stitch method.




April 20, 2021

Gail Garber: Liberalism in Quilting: Free Form Art Quilts

Website: www.gailgarber.com

“Never one to adhere to rules, Gail began breaking the quilting edicts soon after she learned the basics necessary to create an original design. Problems with bindings on corners? Just leave the corners off! It’s fun and easy to be your own designer, and to break away from the tedium of repetitive block design. Gail will lead you on a journey of exploration, from the valley of tradition, along the rocky road of great ideas gone wrong, to the rainbow peaks of increased creativity in quilts!”




May 18, 2021

Maria Shell: Traditional, Art, Modern: Notes from the Field

Website: www.mariashell.com

Alaskan quilter Maria Shell started out as a traditional quilter, but she soon found herself making abstract pieced art quilts that looked surprisingly modern. She will share her journey in the traditional, art, and modern quilt movements. Can you be all three? Come and find out for yourself!



WORKSHOPS

Page 8

We are working hard on your behalf to schedule interesting workshops in the coming months. All of these workshops will be delivered in a virtual format to be enjoyed from your home. No lugging sewing machines, piles of fabric, or tools with the chance of forgetting anything. Here's what's on the horizon.



November	Karen K. Stone	April	Gail Garber
February	Peter Byrne	May	Maria Shell
March	Sandra Johnson		

Details regarding dates, times and fees are being finalized. We'll share them with you as soon as arrangements are settled. We look forward to seeing you all soon—virtually of course!

Leslie Batt and Donnaleen Vlossak

Workshops Co-Chairs

LIBRARY



While we can do many things virtually, checking out library books isn't one of them. Many of you have books that you checked out at our February meeting. You may continue to hold on to them, but please ensure you keep track of them. We don't want any to go missing! If you'd like to return them, you can drop them off at any of our [CQ drop off locations](#) situated around the City.

MEMBERSHIP



It's Renewal Time!

Thank you to everyone who has renewed their membership for the upcoming year. Next week we will announce the name of the winner of our 'Early Bird' draw for those who renew before September 1.

Your executive is working very hard to keep you involved in our guild, in very unusual circumstances. Meetings will be online, but you will be kept involved, included, and welcome—just like we have always tried to make you feel at our meetings. We still want you and need you!

The membership form is attached to this newsletter or you can [download it from our website](#). Please complete and mail to: York Heritage Quilter's Guild, PO Box 35510, 2528 Bayview Avenue. Toronto, ON M2L 1A9

If you have any questions or concerns, you can call me at 905.884.7287 or [email me \(yhqq.membership@gmail.com\)](mailto:yhqq.membership@gmail.com).

Phoebe Visser

Membership Chair

COMMUNITY QUILTING

Community Quilting is starting virtual sew alongs!

Although the city's community centres are opening, we've decided to delay the resumption of our usual Monday and Tuesday Community Quilting groups. This decision will be revisited in December in the hope that we might be able to resume physical meetings in January.

In the meantime, we're going to have weekly Community Quilting sew alongs on Tuesday and Saturday mornings and bi-weekly Monday morning from 10:00 to noon. Set up your sewing project, get your cup of tea or coffee, sign into Zoom, and sew away! A link will be sent to all members a day or two prior to each event.

Pick up a top kit or sandwich kit from one of our drop-off locations or work on a contribution to CQ from your own stash.

Prizes! Prizes! Prizes!

Whether you participate in the sew along or work away on CQ projects on your own, you will be eligible for the prize draws which will take place at the November meeting. The grand prize is a curated set of twenty-four fat quarters provided to us by [Tamara Kate](#) who spoke our October 2019 meeting. There will be other prizes as well.

Draw chances will be awarded based on the following contributions to Community Quilting:

- * One chance – every completed CQ quilt kit top or top donated from your own stash
- * One chance – every quilted and bound a CQ quilt sandwich kit
- * Two chances – every completed quilt from your own stash.

If you've already provided a completed quilt, top, or sandwich to CQ, don't worry! We have your names and you will be entered in the draws.

Thank you!

Thanks to the following members who were busy over the summer months.

- * Leslie Batt six! from CQ & her own stash
- * Jacintha Bennell two from her own stash
- * Tiina Corbit three sister blocks and four slab blocks
- * Wendy Dines from CQ & her own stash
- * Holly Doll two quilts from her own stash
- * Jean Hiivala one baby quilt from CQ
- * Joanne Laing three from her own stash
- * Deb Larsen two CQ quilts, a touch blanket, and a sister block
- * Gail Lockington from own stash
- * Ethel Patt five from own stash
- * Janet Patterson twelve Sister International blocks

- * Sandra Peace three baby quilts from her own stash
- * Ann Sutherland two quilts from own stash
- * Alexandra Syrydiuk one quilt top from her own stash and eleven!! tops from CQ kits
- * Phoebe Visser six! quilts from her own stash
- * Donnaleen Vlossak one quilt from her own stash and one baby quilt from CQ

Curbside Pick Up/Drop Off

What can you pick up or drop off?

- Finished—quilted and bound—quilts for CQ
- Finished International Sister blocks or slab blocks
- Kits that contain a pieced top, backing, and batting
- Kits that have cut blocks for piecing
- Guild library books



We have pick up/drop off locations around the city. Please remember to call first to arrange a mutually convenient time.

North:

Leslie Batt ,15 Fleetwood Court (416) 221-5437 or mobile (416) 805-3237

Northeast:

Donnaleen Vlossak, 4 Tanburn Place (416) 447-8403

Central:

Anne McLauchlan, 108 Chudleigh Avenue (416) 484-6101

Midtown:

Wendy Dines, 57 Eastbourne Avenue (416) 486-8378

Winding Up

Kits to make the quilt top Winding Up (left) are available for pick up at the locations listed above. Looks complicated but it's not—it's only half square triangles!



COMMUNITY QUILTING

Page 11

YHQG supports [Nonina's Table](#). We provide not only quilts, but hats, mittens, scarves, socks, toiletries and many other items for the baskets they provide to those in need. We recently received a thank you email from them along with a few thank you notes from those who received items donated by you, our members. You can see what a difference your generous donation make in people's lives.

Good Evening Ma'am,

My name is Lisa and i want to tell you how grateful my family and I are for the beautiful Quilt and all the other things we got. We are saying a big thank you for your kindness and support as you made moving into our first home in Canada less stressful financially.

God bless and Many Thanks.

Lisa & Family

Thank you for the great food basket. I know how much time money and effort you put into it to make the life of a stranger better. It is a great comfort to know that there are so many good people out there. My family cannot thank you enough

for your thoughtful donation. My daughter loves her quilt (She can't wait to use it). Everything you gave to us was needed and will be used.
Thank you and God bless
Lizzy and Nicole.

To: Nonnemas Table May 29th 2020
ATTN: Joan
Dear Joan,
I'm writing this letter to show my appreciation for the wonderful handmade blanket for my grandmother.
Everyone really liked the colors and choice of design and patterns used.
My granddaughter became really attached to it and takes it every where and to bed with her.
Thank you so much for your generosity
Best Regards
T. E. Gifford

The Covid-19 pandemic has forced Nonina's Table to cancel their fundraising gala and other events. It has also increased the need for donations. Please continue to donate your time and quilts to Community Quilting. We'll put your donations to good use helping those in need in our community on your behalf. *Thank you for your support!*

VOLUNTEER OPPORTUNITIES

Like every guild, York Heritage runs on volunteers. We are in need of a volunteer for the position of vice president, to take office after the Annual General Meeting in January, 2021. The vice president assists the president in the operation of the guild for one year and is then expected to step into the position of president for a two-year term. Following that term, this person would then act as past president for a one-year term.

A four year commitment is a big deal, we know, but there are lots of benefits to stepping into this position. It's an opportunity to get to know many members of the guild, to impact on the operation and future of the guild, and to interact with people outside of the guild, like our speakers and members of CQA and other guilds. The time commitment, week to week, is not excessive.

If you're interested in learning more about this position or if you have another possible candidate in mind, please contact Anne McLauchlan at yhqg.president@gmail.com.



In the midst of these interesting and trying times, we are so fortunate to have our quilting to provide us with a creative outlet. CQA/ACC has very recently launched its [new website](#) and the content that you will see there will only add to enjoyable quilting time. We encourage you to [visit the new website](#).



CQA/ACC is hosting its Challenges and Concurrent Shows online in October. We're sure that you will all enjoy seeing these and voting for Viewer's Choice awards for the four challenges. As you will see, there will be much to enjoy with these virtual quilt shows.

Virtual Show Dates for the 2020 Challenges

2020 TrendTex Challenge
Displayed on website by October 1
Online Viewers' Choice voting Oct. 1-14

2020 Suzi-Q Youth Challenge
Displayed on website by October 5
Online Viewers' Choice voting October 5-19

2020 Try-A-Triad Challenge
Displayed on website by October 13
Online Viewers' Choice voting October 13-27

2020 Gateway To Adventure Challenge
Displayed on website by October 19
Online Viewers' Choice voting Oct. 19 - 31



Wishing for 2020 Vision by Carole Gold
Winner of the 2020 TrendTex Challenge

See all the entries and vote for Viewer's Choice on the CQA website beginning October 1.

THANK YOU TO OUR ADVERTISERS!

Please support our advertisers. You can click on any of their ads to be taken directly to their website.

Page 13



LARGEST SELECTION OF FABRIC, YARN AND SEWING SUPPLIES IN THE GTA

66 Orfus Rd., NORTH YORK

"They have all my sewing needs, are very knowledgeable and helpful"
~ Customer in Toronto

- Fabrics and sewing supplies from around the world
- The area's most extensive yarn selection
- Notions, Yarn, Sewing and Craft Supplies for all your Special Projects
- Upholstery, Vinyl, Fashion Fabrics and Drapery
- Brand Name Clothing for the entire family
- Socks and Under Garments
- Basic Housewares and Linens

SAVINGS UP TO 80%

AT FACTORY OUTLET PRICES!

Come Visit One Of Our 11 Locations

There's SEW much more at LEN'S MILL STORES

 **BARRIE • BRANTFORD • CAMBRIDGE • GUELPH • HAMILTON**
HAWKESVILLE • LONDON • PORT DOVER • TORONTO 
WATERLOO • WOODSTOCK

Follow us on

WWW.LENSMILL.COM    WWW.LENSMILL.COM

DISPLAY & COMPETITION

Summer is almost over and the fall season is fast approaching, which means it's time to embrace your quilting! We've all had a lot of time to reflect, work through personal things, and sew, sew, sew.

Virtual Show & Share

Show & Share will continue virtually during our monthly meetings. We want to showcase all your hard work and beautiful quilts. To participate in our virtual Show & share, please take a photo of your quilt/item. If you have an area of the quilt you'd like to emphasize, take a close-up of that area too. Email your photo(s) to yhgg.zoom@gmail.com. The subject line of your email should read: Show & Share – Submission from (insert your name here). You can submit multiple items for Show & Share in one email. You can also include a short blurb about your work or you can speak about your piece at our meeting.

The deadline to submit your photos is noon on the Monday (day before) our guild meeting. Please note that only pieces submitted to the Zoom account by the deadline will be shared during Show & Share at our guild meeting. If you miss the deadline for Show & Share entries, you can always submit for the following month.

2019-2020 President's Challenge: "40 & Fabulous" Block

Due to COVID-19 pandemic, we've had to change the submission and reviewing process for the 2019-2020 President's Challenge. **The deadline to submit your block is midnight, September 22.** Of course, we are happy to receive your photos well before this date, as it gives us more time to prepare the final document from which you will vote.

How to Submit your Block

Please take a photo of your completed challenge block and attach it in an email to: yhgg.zoom@gmail.com with the subject line: President's Challenge – Submission from (insert your name here).

Challenge block submissions can be viewed on our [YHGG Instagram account](#) and [guild website](#) from September 27 to October 10, during which time members will pick their top five (5) selections (each block will be numbered) and email their selection to our president. Anne has generously offered to tally the votes and winners will be announced at our October Zoom guild meeting. We thank you for participating and look forward to creating a new banner for our membership table using the top five blocks commemorating our 40 years of guild success.



Thanks to our Display and Competition Co-Chairs!

One of our intrepid co-chairs of Display and Competition, Paul Tragni, is stepping down. You'll have seen Paul at many meetings acting as one of our white glove organizers, quilt hangers/holders, challenge drafters/announcers, and challenge presentation organizers. Paul worked hard to ensure that our members' and our speakers' quilts were presented carefully and in proper order. It's not as easy as it sounds!

Thank you Paul for your dedication and enthusiastic support of our guild. People like you make this a great place to be!

In the wings, replacing Paul as Display and Competition co-chair with France Barrette, is Susan Gaston. Susan has been a helpful and welcome member of our Tech Team and we know she'll bring the same attention to detail and spirit to her position as co-chair. *Welcome on board, Susan!*



President

Anne McLauchlan

Past President

Irena Hopper

Secretary

Gail Lockington

Treasurer

Chrystle Stucky

Programs

Arlene Waite

Workshops

Leslie Batt &

Donnaleen Viossak

Membership

Phoebe Visser

Library

Shirley Stalford

Community Outreach

Wendy Dines

Website

Judy Messenger

Display & Competition

France Barrette &

Susan Gaston

Newsletter

Deb Larsen

Quilt Show

Jacintha Bennell

NEXT ISSUE

Submissions for the **October** issue should be sent to
yhggNewsletterEditor@gmail.com no later than **Friday, September 25.**