



## York Heritage Quilters Guild Membership

**2020-2021**

Membership Renewal Due: June 30, 2020

|           |            |                 |
|-----------|------------|-----------------|
| Last Name | First Name | Date (DD/MM/YY) |
|-----------|------------|-----------------|

|   |             |
|---|-------------|
| <input type="checkbox"/> Check here if all information is the same as prior |             |
| Email Address   |             |
| Phone Number  |             |
| Address   |             |
| City  | Postal Code |

☐ This contact information is provided to the membership (for personal use only). If you DO NOT wish to have your contact information provided to the membership, please check here.

Tel. No. : Yes/No      E-Mail: Yes/No      Mailing Address: Yes/No

|   |         |    |
|---|---------|----|
| Returning Member                              | \$55.00 |    |
| New Member<br>(includes Name Badge)           | \$65.00 |    |
| Newsletter via Email                          | \$ 0.00 |    |
| Newsletter Printing and Postage<br>(Optional) | \$15.00 |    |
| Replacement Badge                             | \$10.00 |    |
| Credit Card Fee                               | \$ 3.00 |    |
|   | TOTAL   | \$ |

**MAKE CHEQUES PAYABLE TO:**  
**YORK HERITAGE QUILTERS GUILD**

| Membership Chair Use    | Date Received |
|-------------------------|---------------|
| Cash (receipt required) |               |
| Cheque# _____           |               |
| Credit card             |               |

**E-TRANSFERS TO: TREASURER.YORKHERITAGE@GMAIL.COM**

PLEASE RETURN THE MEMBERSHIP FORM TO THE MEMBERSHIP DESK OR MAIL TO:  
YORK HERITAGE QUILTERS GUILD PO Box 35510, 2528 BAYVIEW AVE., TORONTO ON M2L 1A9

### How would you like to help your Guild?

|                      |  |                               |  |
|----------------------|--|-------------------------------|--|
| Community Quilting   |  | Membership Table              |  |
| White Glove/ Display |  | Show & Share/Display          |  |
| Member Showcase      |  | Executive Board               |  |
| Library              |  | I need a ride/can give a ride |  |

The Committee Chair for each of the positions you have indicated will contact you with further details.

**MAKING YHQG BETTER...**The YHQG Executive is always looking to enhance our members' experience. Please comment, below and on the reverse, on additional speakers, suggestions for programming, or library resources you would like to see.

Celebrating 40 years!

# YHQG

Next meeting: July 26, 3:30 pm

Program: Chawne Kimber  
When the Cotton is High: Textiles & Social Justice

July 2020

Volume 41 Number 8

## Inside

|   |    |
|---|----|
| <a href="#">Zoom</a>                      | 2  |
| <a href="#">Meeting News</a>              | 4  |
| <a href="#">Membership</a>                | 6  |
| <a href="#">Community Quilting</a>        | 7  |
| <a href="#">President's Challenge</a>     | 10 |
| <a href="#">Library Book Review</a>       | 10 |
| <a href="#">Display &amp; Competition</a> | 12 |
| <a href="#">Your Executive</a>            | 13 |



Like us on  
Facebook




Follow us on  
Instagram



Visit us at  
[www.yhqg.org](http://www.yhqg.org)

York Heritage Quilters Guild  
PO Box 35510  
2528 Bayview Avenue  
North York, ON M2L 1A9



*Happy Summer everyone!*

We're coming up on the end of our fourth month of Covid sheltering and, if you're like me, you're discovering a different way of life.

I've cheered up a bit since the golf courses have opened (not that I'm any good at it, but it's nice to get out in the countryside and talk to friends in person. Socially distancing, of course!) And I'm looking forward to patio dining experiences that aren't on my own patio. Most importantly, I'm cheered because I can now hug my grandchildren (*I'm in the bubble!*), and my children/partners/grandchildren group amazingly adds up to the allowed ten for social gatherings (even if some of them have to social distance). I'm also cheered by the many virtual quilting experiences that are springing up and the ones I've been fortunate enough to attend.

Former YHQG President (and current CQA president) Jane Cramer was kind enough to put us in touch with Becky Fiedler of Royal City Quilters Guild, who has provided amazing consulting materials and advice to get our very own virtual meetings up and (*almost!*) running. Our tech team has had some practices and we'll be starting our Zoom Training meetings for our members in early July. We've got a great line up of speakers for the fall and will be making sure that our winter/spring speakers can either be in person or virtual depending on what the new year brings us.

In early June, I was able to attend an inter-guild Zoom meeting initiated by the London Friendship Quilters Guild, in which representatives of various guilds shared concerns and solutions for navigating the new normal. One of the things we talked about was sharing the cost of speakers. I am pleased to advise that we are sharing costs with the Toronto Modern Quilt Guild for the July 26 meeting which will feature Chawne Kimber, an American speaker, whose topic is "*When the Cotton is High: Social Justice and Textiles*"; very topical for these troubled times.

After basic training from Becky, the Tech Team members attended a Royal City Quilters Guild online meeting, showing us what experienced tech people can bring to their members. It was very inspiring for us!

I also attended CQA's virtual Annual General Meeting, getting ideas for our own January AGM if we're not able to meet in person then.

All of this is in addition to our Tuesday CQ Zoom meeting, initiated by Wendy Dines, where I see what friends are up to, and talk about plans for CQ projects.

Some things are still a bit difficult, of course. Shopping for fabric online is a bit harder than doing it in person (colour matching, anyone?). Wearing masks in 30 degree plus weather is daunting. And not being to plan social events or travel adventures or go to a movie or play or concert is disappointing. These are, however, first world/entitled life problems. It's not hard, given the current news cycle, to remind oneself that so many people have lost their jobs, their health, their beloved family members and friends. And that many people have experienced discrimination and its related economic, social and health impacts for years. Our world seems to be getting hit with a lot of negative things right now. I'm so grateful that we have our craft and each other to help buoy us up!

*Stay well and keep on quilting!*

Anne McLauchlan—President  
[ychg.president@gmail.com](mailto:ychg.president@gmail.com)

## Learning About Zoom

For the past month, the YHQQ Tech Team has been working on getting ready for the guild's first Zoom practice meetings.



This involved a lengthy training session, reviewing reams (megabytes?) of materials, attending a virtual guild meeting as guests, figuring out what Zoom program to purchase for the guild, setting up a new email address for receipt of Show and Share (S&S) photos, putting together S&S slide shows and learning how to present them, preparing a Zoom teaching video, attending a Tech Team practice session, and organizing a Zoom practice guild executive meeting. As you can see, there's been a lot of work involved, and we didn't quite make our hoped-for June Guild meeting, but we're now ready to welcome you all to York Heritage Virtual!

**You are invited to attend Zoom Guild Meetings which will be held on July 7 and 14 at 7:00 p.m. Zoom "doors" will open at 6:45. Zoom invitations for each meeting will be sent by email to members a day or two before each meeting.**

We know that many of you may not be familiar with all the features of Zoom. We will include Zoom training sessions at our July 7 and 14 meetings, and will have a meeting solely dedicated to Zoom training on September 8 in case you can't make one of the July meetings, or in case you want to have a review before our regular September meeting, which will take place virtually.

If you don't have a computer/tablet/iPhone/etc., don't worry. You will be able to phone into the meeting and listen. You won't get to see the various presentations, but you will be able to hear the various participants in the meetings.

The July meetings will consist of an introduction to Zoom for users of all platforms, a few brief announcements, Show and Share, and an opportunity for attendees to ask questions and chat with one another.

I would like to point out that these are practice meetings for the Tech Team as well as for our members. We're still learning how to do this. *There will be glitches—please be patient!*

## Participation in Show and Share

Please send photos of your Show and Share items to [yhqq.zoom@gmail.com](mailto:yhqq.zoom@gmail.com) at least three days prior to the meeting at which you wish to show them. For Tuesday meetings, that means you should get them in by the preceding Saturday, at the very latest. Our Tech Team needs time to put together the presentation.

At the virtual meeting, you will have an opportunity to speak about your project. When taking photos, if there are areas of your project which you wish to highlight (e.g., sections with embellishment), include a close-up photo as well. Make sure that you include your name in the email which you send in to us.

Keep in mind that, if you plan to display your quilt in a quilt show, you should probably not submit it to Show and Share depending upon the rules of the show you intend to exhibit.

All photos submitted to Show and Share will be added to the guild's Instagram and Facebook accounts (anonymously, so the name of the quilter is not indicated) unless the person submitting the photos clearly indicates in their email that they do not wish to have their project shown on Instagram/Facebook.

We plan to include the summer Show and Share photos at the September Zoom meeting as well. If you don't want this to be done, please indicate this in your email to [yhqq.zoom@gmail.com](mailto:yhqq.zoom@gmail.com).

## Alleviating Your Zoom Concerns About Security

Over the course of a few months, Zoom's number of daily users rocketed from 10 million to 300 million. With this huge increase, people have started asking questions about the product's security and privacy. In response, Zoom has been making regular updates to maintain security.

Some of Zoom's features were developed to make the product easy to use. Unfortunately, those same features have been abused by mischief makers. Most of the complaints about Zoom have to do with new users doing things they didn't realize are unsafe. These kinds of mistakes are easy to avoid with a little knowledge.

You may have heard of Zoombombing, which is to have one's meeting interrupted by unwanted guests doing truly inappropriate things. It's unlikely anyone will be able to zoombomb one of our guild meetings. York Heritage Quilters Guild does not post our meeting invitations online so zoom bombers won't find our meetings. In addition, everyone attending our meetings is automatically put in an online waiting room and must be admitted by a meeting host. It's a lot like the way you live in your home. When someone knocks at your door, you look out the peephole to decide, on a case-by-case basis, who you will invite inside. The Zoom waiting room performs the same function. If the meeting host doesn't recognize a person in the waiting room, they don't get to come in to the meeting. And, if we accidentally admit someone who doesn't know how to act, the meeting host can remove them from the meeting with a few clicks of the mouse.

Another feature of Zoom lets you give control of your computer to another person. If someone you trust is trying to help you solve a problem, that's a nice feature to have. However, naive Zoom users have handed over control to someone they didn't know and been shocked when the stranger caused trouble! York Heritage Zoom hosts will NOT be handing control of their computers to strangers and neither should you!!


If you are using Zoom to meet with friends and family, be sure to keep up with the latest updates just as you do with your computer. Updating your Zoom software ensures your device has the latest security improvements as soon as they are ready for the general public.

No product is perfect but for now we think Zoom is the best available option. If we find something better or safer, we will make a switch. No matter the product, we will use it in responsible ways to keep our members (and ourselves) safe online.

## Other Comments

I want to thank all the members of the Tech Team, who have worked hard to get us to this point: France Barrette, Chriss Coleman, Susan Gaston, Irena Hopper, Deb Larsen, and Sandra Yen. We could use some other members for our team.

You don't have to be a technology savant; we can teach you what to do, and this will give us back-up when we need it. Please contact Anne McLauchlan if you're interested in helping out.





|  |  |  |
|--|--|--|
| <b>LONG ARM QUILTING</b><br>Edge to Edge<br>\$3.25   Sq Ft<br>E2E with separate borders<br>\$4.75   Sq Ft<br>Light Custom<br>From \$6.50   Sq Ft   | <b>FABRICS IN STOCK</b><br>Solids, blenders, batiks<br>250 bolts 108" wide backs<br>Baby flannel, pre cuts,<br>patterns and quilt kits<br>Block of Month | <b>BATTING AND NOTIONS</b><br>Hobbs Heirloom in most kinds. Batting by the roll<br>Appiquick, tools, rulers,<br>rotary blades, thread,<br>interface, fusible fleece, |
| <b>VISIT US AT</b><br>4319 Hartfield Grove, Miss. ON<br>(416) 244-2815<br><a href="http://www.quiltedmemories.ca">www.quiltedmemories.ca</a><br>facebook: quiltedmemories.ca<br>instagram @quiltedmemories | <b>MICHELLE PALERMO</b><br>LONG ARM QUILTER  | <b>DROP IN TO SHOP</b><br>Tues - Friday 9:30 - 4<br>Sat 9:30 - 2<br>After hours appointments available   |



Drum roll please! YHQG is proud to announce our Fall 2020 lineup of speakers. Meetings will be held virtually through the Zoom platform on the third Tuesday of the month from 7:00 pm to 9:00 pm. Access to these virtual meetings are now part of your membership privileges. Invitations to each month's meeting, which includes the link to the meeting, will be sent out a few days prior to each meeting. We will send out an invitation to the September meeting to all 2019-2020 guild members. Beginning with our October meeting, invitations will be sent to all guild members who have paid their 2020-2021 membership fees.

## Special Presentation July 2020

We do not normally hold a meeting in July, but as in so many other ways, this year is different. On July 26, we will hold a joint virtual meeting with the Toronto Modern Quilt Guild (TMQG) at 3:30 pm featuring a presentation by Dr. Chawne Kimber titled *When Cotton is High: Textiles and Social Justice*.

A native of Florida, Dr. Chawne Kimber is a Professor of Mathematics at Lafayette College in Pennsylvania. She's also a quilt maker with a message.

From womenarts.org, "Chawne Kimber is making some of the most powerful artworks today about race, language, women's rights, and police brutality—all with a needle and thread. Kimber tackles these issues with provocative art quilts and colorful embroideries, all hand-pieced and stitched in painstaking detail.



Kimber has become a celebrity in the quilting world because of her political themes and her incredible technical skill. For instance, her piece based on the last words of Eric Garner, *The One for Eric* (2015), won first place in Improvisational Piecing at QuiltCon West, one of the largest modern quilt shows in the world, and was featured on the front page of the *L.A. Times*.

In that quilt Kimber sewed the phrase "I can't breathe," over and over in white text that slowly fades to blue against a textured black and red background."



Fabric & Sewing Center

6350 Main St Stouffville, Ontario

**(905) 640-5635**

- Over 1830 Bolts of Cotton (in stock)
- Sewing Machines & Sergers
- Drapery & Upholstery Fabrics
- Quality Alterations (Men and Women)
- Sewing & Quilting supplies
- Custom Sewing
- Sewing Classes

www.annssewing.ca    annsfabrics@bellnet.ca

In Business for 40 years    Open Thurs. till 7pm



### Juki TL-2010Q Sewing Machine

- Straight sew machine
- Great for piecing
- Quality stitch with speed
- Test drive at Ann's

**September 15, 2020**

## **Andrea Tsang Jackson: From Flying Solo to Flying Geese**

Andrea Tsang Jackson is a Canadian-born visual artist of East Asian descent based in Halifax, Nova Scotia. Her work takes the traditional craft medium of quilting and applies it to a contemporary context, often using bright hues and bold graphics. She abstracts intentionally accessible imagery, inviting points of connection from the viewer to spark discussion and inquiry. Clean and crisp, vibrant but not loud.

Andrea strives to push the limits of the quilting medium by exploring scale and dimension and moving traditionally domestic objects into the public realm.

Website: [www.atj.3rdstoryworkshop.com](http://www.atj.3rdstoryworkshop.com)



**October 20, 2020**

## **Judy Martin: My Awakened Heart**

Judy Martin is a full-time professional textile artist living on Manitoulin Island in Ontario. She has devoted many years to the vocation of creating large-scale abstract textile art and is an important slow stitch artist in Canada.

Judy Martin is presenting her earlier art quilts that are visual stories about her family and that daily juggling act of the mother-artist. Judy uses dyes, hand-stitch, re-purposed domestic textiles and time.

Website: [www.judithmartinart.com](http://www.judithmartinart.com)



**November 20, 2020**

## **Karen K. Stone: Highlights of 30+ Years of Quilt Making**

Innovation and tradition motivate Karen K. Stone, a quilter since 1986. Her quilts have won numerous awards, including first prizes in international competitions, and her designs appear frequently in exhibitions and on magazine covers. Her “Clam Session” quilt was awarded Master of Innovative Artistry at the 2009 International Quilt Festival, and her “Indian Orange Peel” quilt was the People’s Choice at Quilt National 1995.

Having enjoyed incredible success in design, publication, and teaching, Karen finds no greater satisfaction than in hand stitching binding onto a newly quilted piece, with the possible exception of students returning to report they’re having a lot more fun quilting since taking her color class.

Website: [www.karenkstone.com](http://www.karenkstone.com)



## MEMBERSHIP



### ***It's Renewal Time!***

We continue to encourage you all to renew your membership as soon as possible. Tempting draws are coming up for those of you who renew before September 1.

Your executive is working very hard to keep you involved in our guild, in very unusual circumstances. Meetings will be online, but you will be kept involved, included, and welcome—just like we have always tried to make you feel at our meetings. We still want you and need you!

The membership form is attached to this newsletter or you can [download it from our website](#). Please complete and mail to: York Heritage Quilter's Guild, PO Box 35510, 2528 Bayview Avenue. Toronto, ON M2L 1A9

If you have any questions or concerns, you can call me at 905.884.7287 or [email me \(yhQG.membership@gmail.com\)](mailto:yhQG.membership@gmail.com).

*Keep well and keep quilting!*

Membership Chair  
Phoebe Visser

# COMMUNITY QUILTING

Thank you to all of you who have dropped off completed CQ quilts or those from your own stash. They will be greatly appreciated by the recipient organizations.

Community Quilting as the outreach arm of our guild is still going strong. Although we can't meet in person, we are devising new ways to facilitate the creation of quilts for distribution to women's shelters and for some of the marginalized population in our community. A couple of Jacintha Bennel's beautiful quilts will go to Covenant House for women who were abducted into sex slavery and are being housed in two houses in Toronto.

And, now that things are starting to open up a bit, we've arranged for curbside pick up/drop off locations around the city: north: Leslie Batt, northeast: Donnaleen Vlossak, central: Anne McLauchlan and Wendy Dines.

What can you pick up or drop off?

- Finished—quilted and bound—quilts for CQ
- Kits that have cut blocks for piecing
- Finished International Sister blocks or slab blocks
- Guild library books
- Kits that contain a pieced top, backing and batting

Please call/email the person at your preferred drop-off location first, to arrange a convenient drop off time.

Here's what we've received recently.

- Katie Pidgeon quilted ALL 15 of the quilt sandwiches we had prepared for the March meeting. *Brava!*
- Peter Reeve-Newson put his midarm to work on four rather large quilt sandwiches. *Yes!*
- Judy Messenger completed two batik braid quilts.
- Jacintha Bennel continues to impress with beautiful and complicated quilts.

Let's take a peek at a few of them. These are a few of the CQ quilt sandwiches quilted by Katie Pidgeon.




# COMMUNITY QUILTING





This one quilted by Katie includes maple leaves hand appliqued by Donnaleen Vlosak.

These quilts were created by Judy Messenger using batik scraps. Judy quilted one and Erica Rao and Kathy Schofield quilted the other.



# COMMUNITY QUILTING

These quilts were quilted by Peter Reeve-Newson on his mid-arm machine. The star quilt was pieced by Bev Stevens.



Sister Block quilt in progress.

Quilted by Carol Tullis



thank  
you!

# PRESIDENT'S CHALLENGE

Page 10

To celebrate the YHQG's 40th anniversary, we are switching up our challenges from the usual UFO to another 40th anniversary challenge! And yes, the challenge fabric aligns with our 40th anniversary - *ruby red!*



- Challenge:** Make a 10 1/2" square, unfinished block
- Using:** Challenge fabric (ruby red)  
plus any additional fabrics or embellishments of your choice
- Due:** ***EXTENDED TO September 2020 meeting!***
- Prizes:** \$50 plus five fat quarters for the top five viewer's choices and inclusion in a new YHQG banner to be displayed at our membership table

The challenge is a simple one. Make a ten and a half inch (10 1/2") square block, using one of the challenge fabrics. Please do not quilt the block. We want flimsies only!

***TIP: The fabric is red and red runs—wash it until the water runs clear before creating with it!***

The style of the block is up to you! However, the challenge fabric must be included in the block. The block can be a traditional one. It can be a modern one. It can be pictorial. It can be a landscape. It can be an improv block. You can add embellishments. You can add fabrics, as long as one of the designated fabrics is included.

## LIBRARY BOOK REVIEW



### Jelly Roll Quilts

by Pam & Nicky Lintott

Review by Chrystle Stucky

At the beginning of our social distancing period I decided to have a good look at my personal library because I thought I would have oodles of time for quilting. I found Jelly Roll Quilts by Pam and Nicky Lintott. It was first published by David & Charles Book in 2008 and is also in our YHQG library.

I have multiple jelly rolls and I can never quite decide what I want to do with them. In the first line of the book they ask, "which looks so beautiful you don't like to unroll it?". That spoke to me. But this book is going to entice me to unroll them and give one or two of their projects a try.

The book provides information on getting started, various relevant information, and has 17 projects all starting with the jelly roll (they do explain that you can make your own jelly roll, it does not need to be a purchased one). The two projects I have my eye on only require the jelly roll and a bit of other fabric for border and binding. There are also a couple of projects that use the jelly roll for colour and add background fabric of varying amounts to make a larger quilt.

The book also includes a section for "General Techniques" that I found interesting. While most of it is basic information, I liked that it is explained in a concise but thorough manner. I particularly like the section on seams, such as why a scant 1/4 inch seam is important, and how to check your accuracy.

All in all, a good book that I would highly recommend.

Now, If I can just finish the quilt that I am working on, this will be my next project.

# THANK YOU TO OUR ADVERTISERS!

Please support our advertisers. You can click on any of our advertisers ad to be taken directly to their website.

Page 11



**LARGEST SELECTION OF**

**FABRIC, YARN AND SEWING SUPPLIES IN THE GTA**

**66 Orfus Rd., NORTH YORK**

"They have all my sewing needs, are very knowledgeable and helpful"  
~ Customer in Toronto

- Fabrics and sewing supplies from around the world
  - The area's most extensive yarn selection
- Notions, Yarn, Sewing and Craft Supplies for all your Special Projects
  - Upholstery, Vinyl, Fashion Fabrics and Drapery
  - Brand Name Clothing for the entire family
    - Socks and Under Garments
  - Basic Housewares and Linens

**SAVINGS UP TO 80%**

**AT FACTORY OUTLET PRICES!**

*Come Visit One Of Our 11 Locations*

**There's SEW much more at LEN'S MILL STORES**



BARRIE • BRANTFORD • CAMBRIDGE • GUELPH • HAMILTON  
HAWKESVILLE • LONDON • PORT DOVER • TORONTO  
WATERLOO • WOODSTOCK



Follow us on



[WWW.LENSMILL.COM](http://WWW.LENSMILL.COM)

[WWW.LENSMILL.COM](http://WWW.LENSMILL.COM)

# DISPLAY & COMPETITION

Page 12

## Virtual Show & Share

I don't know about you, but I look forward to the Show & Share portion of our meetings each month. I am in awe of and inspired by the works created by our very talented members. To save me from going into withdrawal, we are coordinating a virtual Show & Share on our Instagram account. Our very own Chriss Coleman has agreed to post photos of our members' creations on the YHQG Instagram and Facebook accounts.

For those of you already on Instagram who would like to participate, please use the hashtag #yhqgShowAndShare.

For those of you who are not on Instagram but are willing to participate in our virtual Show & Share, please email picture(s) of the projects that you are willing to share to [yhqqphotos@gmail.com](mailto:yhqqphotos@gmail.com). When you send in your photo, please provide your name and a short description of your quilt/project. Only your first name and last initial will be published.

You need not only send photos of finished projects. "In process" photos are also acceptable and encouraged! It's always interesting to see how we get from here to there.

I look forward to getting my Show & Share fix virtually over the coming weeks!



## VOLUNTEER OPPORTUNITIES

YHQG is run by volunteers and *WE NEED YOU!* Join the board now and learn the positions while working with other awesome volunteers. If you are interested, please email either [Anne McLauchlan](#) or [Irena Hopper](#).

### Vice President

As Vice-President, you would work hand in hand with the president. This is a one year position and a stepping stone to becoming the President of YHQG.

### Program Committee

Do you want a say in the speakers and teachers we bring to the guild? Do you enjoy learning about the quilting community? Then join us in putting together great programs for our members. We have a program committee, so you would not be working alone.



## CELEBRATING CANADIAN QUILTERS



### CQA/ACC Presents A Canada Day Virtual Quilt Show

[Celebrate Canada Day 2020 with this very special virtual quilt show.](#)

All the quilts shown are made by Canadian quilters living near and far. Enjoy this display starting July 1 and running until July 10.

*Happy Canada Day everyone!*

DROP BY THE STORE,  
OR GIVE US A CALL.  
WE'LL HELP YOU  
FIND WHAT YOU'RE  
LOOKING FOR!



**COUNTRY  
CONCESSIONS**  
*Quilt Shop*

YOUR TRUSTED  
PFAFF DEALER

**PFAFF**  
Perfection starts here.™

1 Dufferin Street, Cookstown, Ontario L0L 1L0  
705-458-4546 | [info@countryconcessions.com](mailto:info@countryconcessions.com)  
[WWW.COUNTRYCONCESSIONS.COM](http://WWW.COUNTRYCONCESSIONS.COM)

**countryclothesline.ca**

**Place your Online Order**

it will be filled quickly & safely

fresh & pretty fabric right to your door

**FABRIC SPARK**

*We hope you are well and  
able to stay safe at home.*

**Order online!**

All orders are sent through "Expedited" shipping  
via Canada Post.

Don't see what you want online?  
**Email us at [info@fabricspark.com](mailto:info@fabricspark.com)**

[www.fabricspark.com](http://www.fabricspark.com)



## **President**

Anne McLauchlan

## **Past President**

Irena Hopper

## **Secretary**

Gail Lockington

## **Treasurer**

Chrystle Stucky

## **Programs**

Arlene Waite

## **Workshops**

Leslie Batt &

Donnaleen Viossak

## **Membership**

Phoebe Visser

## **Library**

Shirley Stalford

## **Community Outreach**

Wendy Dines

## **Website**

Judy Messenger

## **Display & Competition**

France Barrette &

Paul Tragni

## **Newsletter**

Deb Larsen

## **Quilt Show 2020**

Jacintha Bennell

## **NEXT ISSUE**

Submissions for the **September** issue should be sent to  
[yhqqNewsletterEditor@gmail.com](mailto:yhqqNewsletterEditor@gmail.com) no later than **Friday, August 21.**